

# DUNGEONS & DRAGONS®

Basic Game Adventure

## The Veiled Society

by David Cook



Specularum. Three warring factions, one murder. The Torenescru, Radu, or Vorloi — who is responsible? An adventure for character levels 1-3.




TSR, Inc.  
PRODUCTS OF YOUR IMAGINATION™

# DUNGEONS & DRAGONS®

Basic Game Adventure

## The Veiled Society by David Cook



Editor: Anne C. Gray  
Graphic Designer: Ruth Hoyer  
Cover Artist: Steve Chappell  
Interior Artist: Jim Roslof  
Paper Sculptor: Dennis Kauth

© 1984 TSR, Inc. All Rights Reserved. Printed in U.S.A.

DUNGEONS & DRAGONS and D&D are registered trademarks owned by TSR Inc.

Distributed to the book trade in the United States by Random House, Inc., and in Canada by Random House of Canada, Ltd. Distributed to the toy and hobby trade by regional distributors. Distributed in the United Kingdom by TSR (UK) Ltd.

This module is protected under the copyright laws of the United States of America. Any reproduction or other unauthorized use of the material or artwork contained herein is prohibited without the express written permission of TSR, Inc.

TSR, Inc.  
POB 756  
Lake Geneva,  
WI 53147

TSR (UK) Ltd.  
The Mill, Rathmore Road  
Cambridge CB14AD  
United Kingdom



### CONTENTS

Preparing For The Adventure .....	2
The Families of Specularum .....	3
The Festival of Lucor .....	4
Beneath The Floors .....	5
The Investigation .....	7
Riot .....	8
Employment .....	10
Further investigation .....	11
The Chase .....	12
The Chambers of The Veiled Ones .....	13
After The Adventure .....	14
New Monster .....	16
Pre-Rolled Characters .....	16

### LIST OF MAPS

Map 1 Specularum .....	2
Map 2 The Festival of Lucor .....	4
Map 3 Under the Floors .....	6
Map 4 Riot .....	9
Map 5 Ambush .....	11
Map 6 The Chase and The Chambers of the Veiled Ones .....	15

### PREFACE

Dawn's light reached through the window to shine on the man who sat brooding in the chair. Cartha Radu, brother to Anton Radu (the leader of the Veiled Society), was thinking. "Today is the day," he said to himself. "Today is the day to bring my plan into action," Cartha smiled.

Below his tower window, the cityfolk slowly awoke. Today was the Festival of Lucor. The goodwives flung open their shutters to the morning. Fishmongers and hawkers heartened their cries. Actors and jugglers

filled the streets, up from their beds of straw in the stables.

On a dusty road a few miles outside the city, a small group roused itself. Some stretched their cramped bones, pained by a night on the damp grass. Others polished their swords and armor. With little ado, they packed their small camp and set out on the road once more. The excitement tingled among them, for today they would reach the city of Specularum — the home of their new fortunes!

An Adventure for Character Levels 1-3

# PREPARING FOR THE ADVENTURE

The Veiled Society is an adventure that takes place in the city of Specularum. Player characters become involved in the power struggles of the city.

The "Veiled Society" includes paper sculpture buildings which will introduce a three-dimensional element into your campaign. Cut out and build the paper sculptures found in the center of this book. Your players may then see what the city looks like and where events occur.

Before playing the first encounter, read this introduction and the encounter carefully. It is not necessary for you to read the entire module before you play. The adventure will last many nights; read only those parts you will play in one session.

## Specularum

The setting for this adventure is the City of Specularum (shown on the inset map).

Specularum, the capital of the Grand Duchy of Karameikos, is the most important city in the area. Specularum and the Duchy are ruled by Duke Stefan Karameikos the Third. Specularum is the Duke's home, and the trading center of his dukedom. About 5,000 people live in or very near the city. They are farmers, craftsmen, sailors, and traders.

The city is accessed by a port. The port is

protected on the seaward side by two long breakwaters. A large river east of the city allows ships to carry cargos inland to other towns of the dukedom.

The Duke has protected his city from attack by erecting a wall around it. The wall is dotted with 24 towers. His castle is located on a craggy hill that looms over the harbor entrance. In the city, the Duke keeps 500 soldiers ready for any emergency. The Duke also has an elite troop, the Elvenguard, who go on special missions and sometimes act as his bodyguard. The entire Elvenguard often patrols the forest lands to the north.

Just to the south of the city is the private estate of the Duke, managed by a loyal cousin. This land is mostly well-tended woods and gardens. It is surrounded by a low (15') wall. The Duke uses the estate as a summer palace and hunting preserve. Anyone found on the grounds is treated as a poacher.

Poor workers and petty thieves live just outside the city walls. They work outlying farms and the Estate of Marilenev, a holding that surrounds the city.

There is a street map of the city on the inside cover. This map shows only a few specific buildings. Use this map when the characters move around the city. Since the streets are narrow, muddy, and crowded, characters move at the normal dungeon rate. The

encounters are keyed to specific streets. As the adventure progresses, you may want to note information on the map — the location of an inn or the name of an armorer. The city has all standard services that the characters need; place the service businesses wherever you wish.

The city is a crowded, noisy, unsanitary place. It is like the medieval cities of Germany and Italy. Reading about these cities will provide information useful in describing Specularum.

The streets are very narrow, twisting, and dark. There is no sewage system, except for trenches in the centers of streets. Pigs, chickens, geese, and goats are not uncommon in the poorer sections of the city.

Most buildings stand one or two stories. They are made of dried clay brick or mud and wattle, constructed on a wooden frame. A few buildings are made of stone or fired brick. Most businesses are on the ground floor, the owner living upstairs.

Water is drawn from public wells, or from the river when the tide is flowing out.

Crime and gangs are not uncommon. The gangs meet near the city walls and in the squalid sections late at night.

## Running a City Adventure

Most of your adventures have occurred in dungeons. This adventure is much different — the action takes place in a city. Players will often surprise you with their decisions and actions. As they become involved in the events of this adventure, their characters will go places and do things that are not explained here.

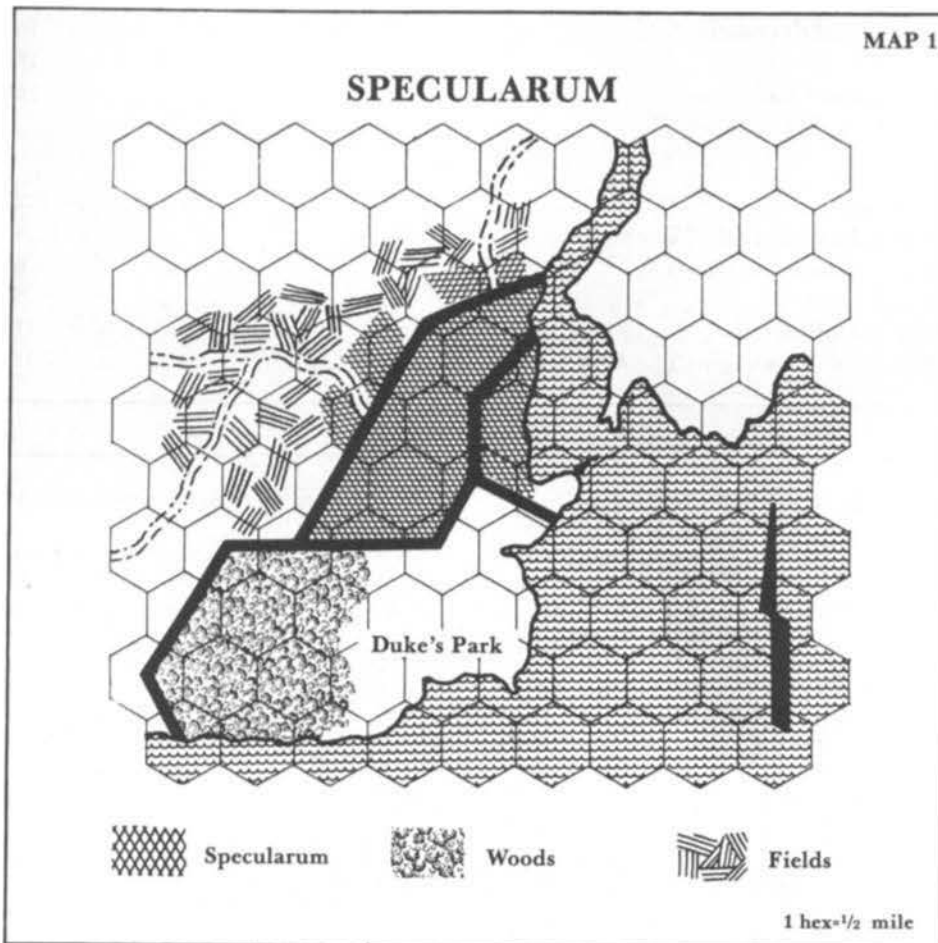
Allow the characters to visit places not shown on the maps. Have the player write down the name of the place, its location, and any important facts about it. If the character returns to this place, have the player remind you about the important details. This makes your job easier and encourages the players to pay attention and remember details.

Characters will also deal with NPCs that are not detailed in the adventure. Do not panic! Have fun with your duties as DM — take the role of the NPC and play it like an actor. Give these people character and emotions. Give the players reason for remembering NPCs. Again, if the NPC is important, have the player note facts about him — where he can be found, what he is like, and what he knows.

## The Paper Sculpture

In the center of this module you will find several pages of drawings and diagrams to assemble and use during play. These sculptures are buildings and other features of the city that form scenery for the encounters.

You can continue to use these sculptures in other adventures of your own creation. Once you are done with play, simply store them



# THE FAMILIES OF SPECULARUM

carefully in a box until you need them again.

To build the sculptures you need scissors, a ruler, glue, and colored markers or pencils. The instructions for assembling the paper sculptures are on page 10. Read these instructions carefully before doing anything with the sculptures!

On the fold-in panel of the back cover are several characters to cut out and use during play. Many of the ADVANCED DUNGEONS & DRAGONS™ Metal Miniatures are also suitable for use in this adventure.

## Encounters

This adventure is divided into a series of separate encounters. All encounters, when linked together and played in order, make a complete adventure. The encounters are unlike many other D&D® adventures. In these encounters, it is likely that the players will not always act as a group. Some of the characters may side with one family, while others may be drawn to another. If this happens, characters may find themselves in con-

flict with each other. This is allowable; however, do not force the player characters into situations where they must kill each other. Allow them to escape the situation, but do not make it easy for them.

Some encounters take place on the streets of the city. Maps provided in the adventure show how to place the paper sculpture buildings to form the scene. This set-up serves as a 3-dimensional map for the adventure.

## Random Encounters

There are no random encounters in this adventure. If the characters need to find a fairly common person (a street urchin, beggar, merchant, etc.), they will not have much trouble. If they want to find an unusual type of person (a cleric, fighter, magic-user, noble, etc.), they must go to a place where that person can be found (a temple, for example) or spend time and money visiting inns, markets, and taverns asking questions. If the characters want to find or speak to a particularly powerful or important person, their chances

are almost nonexistent unless they have important information or reason.

The city has several churches, most for Lawful clerics. There are a few Neutral churches, but not many people attend. There are even Chaotic churches; these are very secret and do not advertise their existence in any way. If the characters need healing or similar help, they may obtain it if their cleric goes to his church. Of course, the player characters are required to make some type of offering (anything from flowers to magic items) and may be required to do some service for the church.

NOTE: NPCs listed as Normal Humans have a -1 chance to hit and a -1 on saving throws. They save as a 1st level Fighter.

Characters are healed 1 hit point per day of rest. Rest means no fighting, magic using, or more travel than within an inn (upstairs, downstairs, etc.).




**Three families are engaged in the struggle for power in Specularum. Each faction is identified by that family's name.**

## Radu

At a still-spritey 63 years, Anton Radu controls his family and organization with an iron, but hidden hand. He is assisted by his brother Cartha, his own sons Zweis and Antonito, and their sons Theodosius, Emil, and Pieter.

They are also the leaders of the secret Veiled Society, which uses terror and crime against all enemies. Only some members of the society know them as its leaders.

The Radu family has many contacts in the business and market areas of the city. Their strong control over the waterfront and wall districts of Specularum greatly influences the shipbuilding and import/export businesses. The Radu are attempting to gain control of the money-lending institutions and businesses of the city so they may dictate terms to the Duke.



## Torenescu

Once a powerful faction controlling the everyday business of the city, the Torenescu Family has been weakened by the death of its leader, Christoph Torenescu. It is currently headed by his son Aleksandar, a youth of 26. Because of Aleksandar's young age and internal squabbling (especially between Aleksandar and his uncle, Boris), the Torenescu family has lost power and followers.

The family wants to return to its former glory. The Torenescu still have a great deal of political influence and discreet control on "The Hill," the noble district of town. Others siding with Torenescu include Lady Magda, Yaros (one of the Dukes's Privy Councillors), and "Lord" Dimitros (the self-styled prince of beggars).

## Vorloi

Considered by the other factions to be an upstart, the Vorloi family has refused to fit the political mold. The faction is openly con-



trolled by Baron Vorloi. Drawing on his resources as a successful merchant prince, Baron Vorloi maintains a fleet of merchant ships in defiance of the Radu family. He resists all their attempts to control his business (or the businesses of those who side with him). The Torenescu are no more pleased with the Vorloi, since the Baron refuses to side with them simply because the Torenescu represent nobility.

Vorloi prefers that he and those who side with him be left alone. He has been able to maintain privacy through his influence in the military circles around the Duke. He hopes to gain more power and wring important trade concessions from the Duke. To reach this goal, he tries to prevent open strife and silence any bad news that might reach the Duke. Preventing any problems keeps other families from gaining favor from the Duke.

Other members of the the Vorloi faction include the Baron's daughter Marianna, Mikel (the Commander of the Guard Phorsis), and Admiral Hyraskos. He also has a son, Grygori. Unfortunately, the boy is simple-minded and foolish, much to his father's disgust.

# THE FESTIVAL OF LUCOR

Anton Radu leaned forward, resting his bony arms on the table. He looked carefully at the others — Zweis, Antonito, and Cartha — trying to guess their hidden doubts. "It is true that Lady Magda will be in the festival?"

"Yes, father," Zweis quickly said. "She is to lead the Parade of Maidens from the castle."

"The members have been informed. All will be ready," Cartha softly rumbled.


"And our friends, Antonito, do they suspect?"

"My spies report nothing, Father. No one suspects." Antonito quickly dropped his gaze from his father's eyes.

"Very good. Then at the Festival of Lucor, we will proceed."

## Entering Specularum

The diagram to the left shows how to place the fold-up buildings for this encounter. Place all but the character pieces as shown.



This encounter will acquaint the players with the city and how things are done here. It also encourages the players to join different sides of the power struggle. Allow the players to ask questions and learn about their surroundings as they play. Be ready to create answers to common questions: Is there an inn nearby? How much does it cost? What time of day is it?

## Into the City

The player characters enter the city for the first time. The players should place their figures outside the city gate.

The gate is open. A few soldiers with spears lounge near the entrance. They wear tabards of red and blue with a device of a ship on the front. Beyond the gate is a narrow muddy street. It is choked with people. Most dress in their best clothes and many wear brightly-colored outfits. Jugglers and fire-eaters are scattered throughout the crowd. The noise from whistles, drums, singing, and happy chatter make normal talk difficult.

"Halt! Do you wish to enter Specularum?" shouts a guard inside the gate. "The tax is 8 silver pieces, each of you. All but daggers must be bound with cloth. Unbound weapons are fined. Murder by unbound weapon is punished by confiscation of property, or death for the landless. Interference with the Duke's men gets you prison. Treasonous activity is especially nice — it gets you one day of slow torture and then we draw and quarter you. So enjoy yourselves."

The guard appears quite bored. He tries to watch the festival out of the corner of his eye as the characters talk to him. He recites his speech from memory, becoming interested only when he begins talking about the punishments doled out for crimes.

The guard collects the tax from the player characters (3 sp of the 8 goes into his pocket). He checks all weapons to see that they are secured. He lashes swords with thongs and wraps spears and the like with rags. It will take characters one round to remove the bindings from their weapons. After binding the weapons, the guard forgets about the characters and turns his attention back to the festival. The guard has lived here all of his life and can answer most questions asked about the city and what is going on.

Beyond the gate swirls a crowd of people. Mud churned up by stumbling dancers cakes on the crowd's boots. People jostle each other, straining for a look at acrobats, knife-throwers, dancing bears, and minstrels. The smells of sewage, grilled meats, breads, sweat, and wine mingle in a strange, but inoffensive odor.

Suddenly the crowd sways to the sides of the street. The music fades and changes to bells and chanting. Statues carried by several men seem to float above the heads of the crowd. A sedan chair, borne on the shoulders of clerics, follows.

"The procession is coming!" shouts a young boy.

Advancing toward the gate is the Procession of Lucor. The procession is a religious celebration honoring a legendary local cleric named Lucor. It winds through the streets of the city to the harbor, where the statue of Lucor is floated out to sea. Each year a woman of notable rank and importance leads the procession. This year Lady Magda, a member of the Torenescu faction, has this honor.

The festival is of great importance. This fact well suits the Radu — if the festival has problems, problems that look like they were caused by the Torenescu supporters, the Torenescu would be disgraced.

The procession stops. Something is happening at its front. Three men are arguing. A general hush falls over the crowd as everyone moves back from the procession. Two men, one small, plump, and pock-marked and the other tall and lean, are arguing with the lead bearer of the sedan chair.

Angrily, the small, plump man says to the lead bearer, "Bald-headed fool, do you Torenescu think you own the street? There's space for all of us, without your ape-like behavior!"

The lead bearer contemptuously waves a rod in the small man's face. "Out of the way of the Procession of Lucor, Radu rubble!"

The tall, lean man, spitting on the statue of Lucor says, "That old fool? You make me laugh!"

The lead bearer strikes the tall man, knocking him into the filth. The smaller man tenses, ready to lunge.

If the player characters act, they can prevent violence. If they favor the two men, the Radu seek their following. If they side with the bearer, they are sought by Torenescu supporters. Stories of the incident circulate the city. If the characters continue to watch without becoming involved, two men in green livery break up the argument and pacify both sides. These men are Vorloi servants.

After this scene, the characters can learn more about the families by asking any of the people there. Some will reply neutrally, while others fiercely support one faction or the other. Once the incident is over, the procession moves on.

## Finding a Room

When the characters decide to get rooms (remind them by asking where they intend to sleep), they find all inns very crowded. Whenever they ask, only one room is available, a tiny thing that cannot hold more than 3 people. If they want it, they may have the room for 1 gold piece per person. Point out that other characters might be able to get a room at the inn across the street. There are rooms for everyone, but it means that several characters must sleep at another inn. If the characters refuse to take any rooms, they must spend the night sleeping in the mud of the streets.

When the characters pay for their rooms, tell one of the characters that some of his money is missing. He has been pickpocketed. Not much should be missing, only enough to remind the characters to be careful.

During the evening, one of the following events will happen to each player character or group of characters. If possible, do not have the same event happen to all the characters. The first event should be used for fighter and strong-looking characters, the second for thieves or a character standing outside the inn.

## First Event

Read the following to strong-looking characters as they relax inside an inn.

The citizens have finally slowed their celebration of the festival, although it has taken much time, food, and strong drink. From nearby in this smoky common room comes a loud, tipsy voice.

A scarred man points. "Hey you there! Want some work? Here, sit and drink. I need strong bodies. Theosius is my name. You look brave. Do you want to earn money?"

Theosius explains that he is looking for trustworthy people to perform occasional duties for him. None of the missions involve doing anything illegal, but there may be danger involved. He will press very hard to get the player characters to seal the bargain. If they do, as a sign of good faith, Theosius gives each player character who agrees 3 gp. He will get in contact with them when they are needed. (Theosius will attempt to contact the players in the "EMPLOYMENT" section.)

Theosius works for the Torenescu and so do any player characters working for him. If the player characters ask about him, they learn that Theosius is a respected wood sculptor and craftsman in the city. It is known that

he does a great deal of work for the nobles of the city, and it is rumored he has a small hoard of money.

## Second Event

Read the following to a thief or a character standing just outside the inn.

Outside the inn, a man walks by. He lurches drunkenly along. He smiles and nods as he passes. Suddenly, three hooded men step out of the shadows and the drunken man turns around. None of the men carry weapons openly.

"So, new to town, eh?" asks the drunken man, who now appears quite sober. "You look like you need some work. Now, we have some things that need to be done and you look fairly smart. I'm sure you would want to help us. You staying here?" he asks, pointing to the inn. "Be a real good idea if you didn't leave for a while. We'll see you tomorrow night. Here, catch," he says. He throws a small bag.

With that, the men slip into the shadows and run away. The bag holds 20 gold pieces.

The men are members of the Veiled Society of the Radu. If attacked, they immediately run. However, the Veiled Society will treat the player characters as enemies from then on. If the characters ask about these men, NPCs answer evasively. The people do not like talking about the hooded men. If they ask the innkeeper, he explains that he has a quiet business and likes the idea of it staying quiet. He doesn't create trouble and no one creates trouble for him.

If the characters attempt to go to the authorities, it does not help them. City officials will shuttle the player characters to different officials — the magistrate sends them to the warden, the warden to the constabulary, the constabulary to the bailiff, the bailiff to the magistrate, etc. The PCs will not find help — not because of fear, but because of bureaucracy, protection, and bribes. None of the officials are evil.

After meeting the members of the Veiled Society, the player characters are watched discreetly by the innkeepers, merchants, and members of the Society. If a player wishes to determine if the party is being watched, have him roll 1d6 and add all wisdom bonuses. He notices someone watching if the result is 5 or higher. The player characters can attempt to lose anybody trailing them, but will not know if they succeed. They will not succeed.

## BENEATH THE FLOORS

Zweis nervously looked at the others around the table. Antonito casually studied his fingernails. Anton, hunched beside a candle, flipped through papers. "Zweis looks a bit uncomfortable," thought Cartha. "Good."

"So, it didn't work as you planned," Anton said, fixing a sharp eye on Zweis. "A feeble plan and it didn't work. What do we do now?"

"Make a statement," Antonito said, grinning. "A knife in the night would teach the Vorloi peace-makers a lot. The members are impatient. They want to act, no more little work."

Anton looked at him calmly, "I then assume you would lead them? We must be cautious. There will be no more mistakes. Cartha, what do you say?"

"We cannot act so long as the Vorloi are about. Use Antonito's demonstration to deal with them."

"No, we cannot," said Anton finally. "It is too soon. There is no more to say. Goodnight, see yourselves out." Anton stood and held out a trembling arm to Zweis. The younger man took it and they both shuffled out of the room.

"Well, what do you feel in your heart?" asked Cartha. "The merchant Fortunato is where I would start, Antonito."

Antonito looked to the closed door. "I agree. When shall it be done?"

## At the Inn

If the characters gather at one inn the next morning, read the following. If the group does not gather in one place, read the following to either group.

It is morning at the inn. A cat stalks something in the corner of the room. The innkeeper's daughter sweeps last night's dinner off the floor. From the back comes the clicking of dishes and the splash of water. A traveller snores loudly in the corner. Suddenly, the door swings open and an elderly lady frantically looks about.

"Please, some kind sir, come quick to help me!" she pleads, panic overcoming her. She looks about for anyone to answer her. "Oh save me! There are demons in my house, I know it! I hear them at night, talking to each other. They want to catch me. Please!" she says, falling to her knees.

The innkeeper runs in, kneels beside the old woman, and tries to comfort her.

## BENEATH THE FLOORS

"Goodwife Thanato," he says, sounding concerned, "what are you doing? Sit down proper." He turns, saying, "Could anyone help this poor old woman? Could anyone look in her cellar to find the problem?"

If the party does not ignore the hysterical woman, she clings to them, telling her story. Something, she swears, is in her root cellar. She can hear it moving about — sometimes during the day, but mostly at night. Things are moved and food is missing. Just minutes ago was the worst. This time she heard voices and they were calling to her. She begs for the party's help. Behind her, the innkeeper quietly holds up a gold piece and points to it.

If the party still refuses to help, the innkeeper leads one character aside. "I'll throw you into the street, heartless dogs, and spread your names as debtors to all the inns in the city, too, if you don't calm this old lady's nerves! Don't think my guild can't make you miserable."

The old woman leads the characters to a house a few feet away from the inn. She shows them the entrance to her root cellar. It is a trapdoor at the back of the kitchen, beside the brick and plaster oven. She refuses to go any further.

### 1. Under A Garden

A large earthen cavern is covered with a pool of ankle-deep mud. The room is criss-crossed with supporting beams and planks cover the roof. Large blobs of mud seep down between the cracks. Across the chamber, three thin and naked men shovel by the light of a feeble lantern. Three ugly, armored creatures watch them work.

If the characters enter the chamber, one of the workers drops his shovel and runs toward the characters. The hobgoblins shout foul curses at the characters and charge.

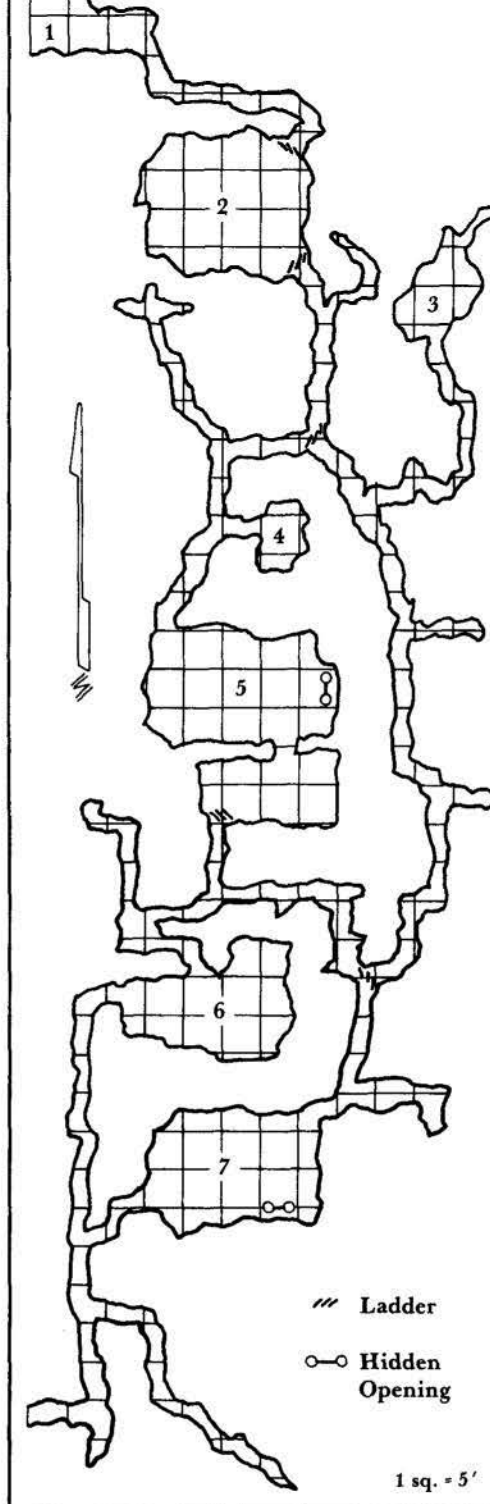
Hobgoblins (3): AC 5; HD 1+1; hp 7 each; MV 9"; #AT 1; D 1-8; Save F1; M 8; AL LE; carry 5 sp each

If the characters defeat the hobgoblins, the naked men rush forward and fall at the characters' feet and thank them profusely. The men were captured almost a year ago and have been digging tunnels under the city ever since. The naked men do not fight, but do not leave the characters until the party goes to the surface again.

### 2. Fortunato's Cellar

A light wooden panel covers a dimly lit cellar. The air is dry and smells of meats. Cured hams and sausages hang from the beams. In the center of the cellar, two hooded men busily dig up the floor. A large bundle lies nearby.

## MAP 3 UNDER THE FLOORS



"Come on," says one man. "I think this is deep enough. Let's get it buried and go."

"No," says the second man. "I want to make it deeper. Nobody can ever find this but us."

If the men are not disturbed, they dig a little more and load the bundle into the hole. They fill the hole with dirt, move some items over the spot, and then leave the cellar. If the players reveal themselves, the two men attempt to flee. In the bundle is the body of a young woman, recently murdered. See "The Investigation," for information about the woman and the house above.

The men advise the characters to release them, if captured. Otherwise, they say, members of the Veiled Society will harm them. Lawful characters should not allow the men to be murdered. They must turn the murderers in or suffer an alignment change to Chaotic. If a character is at 1st level when this happens, it takes that character 3 times as many Experience Points to reach 2nd level.

Two men (3rd level thieves): AC 7; MV 40"; HD 1; hp 8, 7; #AT 1; D 1-8; Save T3; M 6, 10 during questioning; AL C

### 3. Kobold Exploration Party

This dug-out cave is dimly lit by torches. From the cave comes the sounds of several creatures. In the middle of the room is a group of kobolds struggling to place a wooden support beam. One turns toward you and begins to jibber. The beam slips a few inches and a small hail of dirt falls over the room and the kobolds.

The tunnel to the room collapses in billows of choking dust. One of the kobolds hisses in common. "Come help us, or we will all be trapped!"

If the characters assist, the kobolds let go of the beam when the characters approach. A successful initiative roll allows the characters to grab the beam. If they are unable to grab the beam, the ceiling collapses, doing 1 hp of damage to each PC. The characters can free themselves from the rubble in one round. The kobolds attack while the characters cannot fight back.

The cave-in behind the characters can be dug clear in one turn. Near the beam are several kobold-sized tools, a bag of spoiled food, and a small pouch containing five gp.

Kobolds (10): AC 7; MV 6"; HD 1/2; hp 2 each; #AT 1; D 1-4; Save NM; M 6; AL LE

### 4. Refuse Pit

This small side passage reeks of foul odor. The walls are slimy and oozing.

A sudden scraping noise is followed by a loud, wet plop. A wave of sulphurous fumes fills the passage.

The characters find themselves knee-deep in rotting, runny garbage from an inn. An old cistern above the room has collapsed. There is now a hole in the ceiling where it has collapsed.

## 5. The Goodwife's Cellar

At the bottom of the ladder is a dry dirt cellar. Bags are piled against the walls, and cobwebs fill the corners. A sack of dried apples is spilled across the floor.

A squeaking and scratching noise comes from the southeast corner.

If the party turns to look, they see a big rat run along the wall and scuttle out of sight. If the characters follow, they see a shadow move in the southwest corner of the root cellar. Careful investigation of the corner reveals a hidden entrance to a small passage. Characters taller than a halfling must stoop to use the passage.

A clattering noise and whispery sounds fill the room, but there is no apparent source.

If the characters listen carefully while moving about, they find it is loudest in the northwest corner. Careful examination reveals another small passage behind a sack of grain. Characters taller than a halfling must stoop to use the passage, also.

## 6. The Unburied Dead

This chamber was apparently once the cellar of a house. It is now choked with rubble, burned beams, and dirt. Several paths can be carefully picked across the room.

A chuckling sound continually echoes throughout the room. A glowing light, taking the vague form of a person, floats about the room. It passes through beams. The sound seems to come from it. The form passes through a wall and disappears from sight.

If the characters search the rubble, they find pieces of bone, perhaps once a person. As soon as the bone is found, the glowing light and laughter comes again. Whether the characters strike at the light or not, it does not harm them. Hidden under a loose beam, in a charred box, are 3 pieces of half-melted jewelry worth 200 gp each.

A faint sliding sound follows a loud snapping.

The legs of three characters (determine randomly) are grasped. Roll for surprise. The gripped characters are thrown to the floor as three zombies burst up from the rubble-covered floor.

Zombies (3): AC 8; MV 6"; HD 2; hp 5 each; #AT 1; D 1-8; Save F1; M 12; AL N

## 7. Turano's Cellar

Along the south wall of this cellar is a large pile of dirt. Near the open tunnel mouth is a small wheelbarrow. It is loaded with shovels and picks. Wooden beams are piled neatly in the center of the room. In the southeast corner is a ladder leading to a trapdoor in the ceiling.

There is a scraping of wood on wood. A ray of light shines into the room from a crack in the ceiling. Someone is opening the trapdoor.

A hooded man comes down the ladder. He is not expecting anyone, but notices characters in plain sight. If he notices the characters, he flees. If not, he takes a shovel and goes up the tunnel to Room 2. He is a member of the Veiled Society. He knows the tunnels are being dug to enter the houses of their enemies. See "The Investigation," for information about the building above.

Fighter (1) (2nd level): AC 5; MV 40"; HD 2; hp 12; #AT 1; D 1-8; Save F1; M 8; AL C; carries 20 gp



## INVESTIGATION

If the characters discover the murdered woman and report it to the authorities, they are held for questioning. The characters have no difficulty proving their innocence if they agree to an examination by a clerical tribunal. If the characters do not agree, they are considered guilty and hanged in a week.

If the murder is not reported, a servant of the Vorloi house discovers it the same day. He finds the tunnel leading to the widow's basement. The widow tells about having the characters investigate and their descriptions are circulated. If the characters do nothing special, they are arrested immediately. They can prove their innocence as explained above. If the characters hide, they are contacted by members of the Veiled Society. They offer food, shelter, and safety in return for service.

The murdered woman is Lucia Vorloi, a niece of Baron Vorloi. It is said she spurned the advances of Stephanos Torenescu, rudely insulting him for his pompous and conceited behavior. Examining the body shows the woman was strangled from behind, possibly by a rope or thick cord. She has no other injuries on her body. Under her fingernails are a few strands of red hair. Lucia Vorloi is blond. Stephanos has light brown hair. On her right cheek and palm is dried blood.

After proving their innocence, the characters are ordered to accompany a tribune (a high level fighter) to the scene of the crime. With them are two important clerics of the city. They start by going to the Vorloi House.

## Vorloi House

A well-to-do merchant, Fortunato Vorloi, and his daughter Lucia live here. Fortunato has been at sea for several weeks now. The house is empty. Inside there are signs of violence — a dagger and bloodstains on the floor, broken dishes and furniture, and torn clothing.

Several drops of a brownish liquid are scattered amongst the bloodstains. If the liquid is tasted, it proves to be a particularly strong type of wine. Several items of value (jewelry, money, etc.) are obviously missing. None of it is traceable.

If the characters carefully examine the bloodstains, they find a small section where the stain seems to have been rubbed away. Something may have been written there. It is hard to tell but the letters could be BAD. . . , BAO. . . , RAD. . . , RAO. . . The message is obviously incomplete.

The dagger is crusted with dried blood. A few strands of red hair are dried in the blood.



# RIOT

Near the cellar entrance is a signet ring of the Torenescu family. A short length of blood-stained hemp rope lies near the trapdoor. Careful examination by a character looking for clues reveals small bits of pitch stuck to the rungs of the ladder.

## Turano's Guest House

This house is deserted, although someone was living here recently. It is a small building at the rear of a larger house owned by Turano, a butcher. He rented the house to a man named Skevlos, a black-haired, portly young man who was a travelling blacksmith. Skevlos left the house the day before.

The small house has no furnishing other than an old bed, a desk, and one chair. Muddy tracks on the floor lead to a trapdoor. On the desk is a near-empty bottle containing a thick brownish, sweet, strong wine. There is no label on the bottle, but near the top is the remains of a wax seal. This seal still clearly bears the imprint of the Trouscan Estates. Anyone in the city can identify the seal, even though the Trouscan Estate is not local. All wines from there are sold to a few waterfront inns. In the desk is a black leather hood. Strands of red hair can be found inside the hood.

The trap door leads to a cellar. Digging implements, beams, and piles of dirt cover the cellar floor. The tunnel entrance is collapsed but the secret entrance is not. In one corner of the room is a mound of bloody bandages. Slipped down between the beams is a roll of parchment, a map of this area of the city. Several buildings have crosses marked on them. Marked are this house, Fortunato's house, the Rattlebone Inn, Zwies Radu's house, and Baron Vorloi's guest house. A careful search of these places shows that no tunnels exist other than those already found by the PCs.

## The Actual Events

Lucia Fortunato was alone in her father's house. Late at night, two members of the Veiled Society, acting under Antonito's orders, entered the house through the cellar to kill Lucia. They made noise moving about the first floor, awakening Lucia. She came down to investigate and discovered the men. Seeing them, she attempted to escape and get help. The men caught her. She slashed one with a dagger she carried. While she was fighting him, the other got behind her and strangled her with the rope. The two men fled in panic, leaving her lifeless body on the floor. Antonito, on hearing their report, ordered them to return to the house and dispose of the body.

The two men were recruited from the wharf area of the city. One man was a ship-builder and left faint traces of pitch on the ladder. The red hairs were from the man Lucia slashed.

## RIOT

*Cartha looked hard at Antonito, who sat smiling confidently. "I'll be all right," Cartha thought, "so long as that worthless rat of a nephew keeps his mouth shut. The little fool doesn't even realize the trouble he's in. I do not need to concern myself with Zweis for now."*

*Cartha watched as Anton leaned back in his chair. "My god," thought Cartha, "he's smiling. Does he approve of Antonito? What's he up to? Well, I best find out." Cartha glared at Anton and finally said, "So brother, you called us here. Please explain. I'm very busy."*

*"I will get to you in due time, Cartha," Anton said pleasantly. "First, I would like to talk about Antonito."*

*"Antonito is still smiling," thought Cartha. "What is he up to?"*

*At the mention of his name, Antonito's smile wavered a little. "Ah, now he's worried," Cartha decided. "Good. Maybe brother dear will crush him. That would suit me well."*

*"Antonito, there was a killing a few nights ago. Did you know that?" Anton leaned forward.*

*"Yes, father, I heard."*

*"Ah, you heard. Indeed, I'm sure you did. Are you such a fool to think that I would not know! Only because you are my son do you sit here! Only because you are my son will you walk out of here today! You may have ruined our plans. Now we must fix your*

*mess."*

*Anton turned to Cartha. "What about you?" Cartha flinched, thinking he was doomed. "Can you correct my headstrong son's error?"*

*"He doesn't suspect me. Maybe I can convince him to do what I want," Cartha thought.*

*"Anton, there may be those who will talk," said Cartha. "They must be found and dealt with. Then there are others, asking questions. The authorities we can satisfy, but others may dig too deeply. This must be prevented. And attention must be diverted from the Society. Let us do what we can to stir up trouble for the Torenescu."*

*Anton leaned back, the tension slowly leaving his face. "Good," thought Cartha, "he's thinking about it. Go with it, Anton, do what I want you to." He forced a small smile. "Now with Zweis and Antonito in shame, you will depend more and more on me," he said to himself.*

*"Yes, Cartha," agreed Anton. "Antonito, try to redeem yourself. Find the killers and deal with them. Zweis, the public must be made aware of the threat the Torenescu poses to their safety. Spread the word to them. Cartha, you will deal with those who ask too many questions. I want no more inquisitive noses." Anton stood and padded slowly out of the room.*

*Across the table Antonito glared at Cartha, his eyes showing his hate.*

## The Mood in the Streets

If the characters proceed with their investigation, they notice a growing mood in the city — hot heads speak out against the actions of the Torenescu family. They are quick to blame the Torenescu for the murder of Lucia Vorloi. Some even accuse the Torenescu of being the masterminds behind the Veiled Society.

These hotheads become bolder as time passes. They start by talking among friends in inns and taverns, and proceed to gather small groups of people. Their voices become louder and stronger as more people listen to them.

By the end of the day, the speakers become quite bold. Not only do they connect the Torenescu with the murder, they also play on the common folk's dislike of the nobility, which the Torenescu represent.

As the characters cross a marketplace to return to their inns sometime before nightfall, read the following:

It is late in the afternoon. Most of the stalls have closed for the day, but many people are still in the market. An orator

stands on the edge of the central fountain. The crowd gathers around him.

The orator shouts, "And I tell you, these Torenescu are dangerous. Do they care for you? Do they care for the safety of common workers? Who declares the taxes? Who steals food from your children's mouths to fatten themselves in luxury?"

The crowd is getting restless. Several men shout cries of agreement. Men raise their fists and their voices grow in number. The speaker attracts more and more people — some merely curious and others in agreement with him.

The clatter of horse hooves makes the crowd turn.

Ringling the outer edges of the marketplace are 30 of the Duke's horsemen. The orator and the crowd grow silent. Three riders slowly bring their mounts toward the center of the crowd. Suddenly, a hoarse cry erupts from the crowd and something flashes through the air. The lead rider falls, struck by a rock.

Allow the player characters to move to the edge of the crowd, if they wish. They are not allowed to cross the line of horsemen. After the rider falls, there is total silence for a second. Then the crowd surges at the riders. The riders respond by drawing swords and charging. As soon as they charge, their line is broken and the characters can attempt to escape.

The commoners take up poles, rocks, rotten fruit, and daggers. A vicious riot breaks out. The horsemen hit the crowd, blindly slashing with their sabers. The people respond, swinging sticks and hurling stones. Horses, dragged down by the weight of clinging peasants, fall with frightened screams. Women, children, and men run in panic from the charging riders.

If a character attempts to escape without fighting there is a 30% chance a horseman attacks him. The character can continue to move and escape, even if hit.

If the character stays to fight, two more horsemen arrive in the next two rounds to assist. If these horsemen are defeated, the characters and the crowd are not bothered by any other riders. After defeating the horsemen, the characters are swept up by the commoners and hailed as heroes of the common people. The characters must think and speak quickly to avoid becoming the leaders of the rioters.

Horsemen: AC 6; MV 40'; HD 1; hp 4; #AT 1; D 1-8; Save Normal Man; M 9; AL L

The horses have 9 hp and move 80'. Six characters working together can pull down one horse and rider.

### Escape

If the characters break free of the horsemen and the riot, they can run down any street they wish. All public buildings (inns, shops, etc.) on the market square are closed and shuttered. The characters see the orator running down a side street. No matter what street they go down, set out the paper sculpture buildings according to the diagram below.

If the characters do not follow the orator, they encounter a line of 15 soldiers with pullarms and an officer halfway down the street. The soldiers advance in an even line, turning back any who try to pass. The same thing happens on all streets leading to the market.

A young woman lets the characters in if they pound on a door. She hides them until the soldiers pass. While they are hiding, the characters hear shouting, screams, the occasional noises of fighting, and the harsh cries of orders. The air is stale and smoky. After several hours, Coelina (the young woman) tells the characters that all is clear. They can then move on the streets again without fear of soldiers. The area of the riot is very still. The dim glow of fires rises from that area.

Soldiers: AC -6; MV 40'; HD 1; hp 4; #AT 1; D 1-10; Save Normal Man; M 8; AL L

The soldiers fight whoever tries to break through their line.

If the characters follow the orator, he ducks into a small hovel halfway down the street. The door slams behind him. Ahead the characters can see the 15 soldiers with pullarms advancing (statistics above).

The door is barred, but any two characters can break it down. Inside is a bare room (no map required) with a trapdoor in the center of the floor. The trapdoor opens easily. It drops down 10' and becomes a passage running roughly northwest. Far down the passage, a bobbing glimmer of light disappears. The tunnel extends for 300 feet before ending in a ladder leading up.

The ladder leads to a room similar to the other entrance. If the characters pursue quickly, they catch the orator in this room attempting to drag a large chest over the trapdoor. If the characters try to capture him, he resists, but if they wound him he immediately surrenders. Totally panicked, he tells the characters anything he knows, if they ask.

He is a member of the Veiled Society. He was to stir up trouble for the Torenescu by making speeches against them. He does not know who leads the Veiled Society. The Veiled Society meets in an underground chamber. There is a secret entrance in the Blue Water Mead Hall near the waterfront. This is the only entrance he knows about. He is sure there are others.

There are normally 20 members present at the meetings he attends. All members are

hooded and robed with clothing provided shortly after entering. He provides the characters with a rough map of the layout, but unknown to them it is incorrect. Use the Chambers section of the Map 5 to prepare a rough sketch for the players, but leave out some key details (secret doors, passages, etc.). He knows there is a meeting tomorrow night.

Also, he knows the names of Lucia's murderers — Akarios the Shipwright and Zachariah Boestes. If asked, he tells the characters to look at the Blue Water Mead Hall for them.

Orator (2nd level thief): AC 9; MV 40'; HD 1; hp 6; #AT 1; D 1-4; Save T2; M 6; AL C

He carries 200 gp, his pay for rabble-rousing.

### Leading the Riot

If the characters stay with the rioters, the commoners make them the military leaders of the riot. In the initial fight, the thirty horsemen were defeated. The commoners loot the bodies. The characters may commandeer the horses if they wish.

Meanwhile, other commoners gather stones, throw bricks at nearby buildings, and collect wood for fires. If the characters attempt to impose order on the crowd, a large vicious-looking thug challenges them. Waving his saber, he demands a fight with one of the characters. The longer the characters let him talk, the more support he gets from the crowd.

Thug (3rd level fighter): AC 7; MV 40'; HD 2; hp 14; #AT 1; D 1-8+2; Save F3; M 12; AL C


He does not fight fair, using any dirty trick in the book he can get away with.

During the fight, the crowd starts several fires in the marketplace and breaks into and loots some of the buildings on the square. If the characters defeat the thug, they are able to organize the crowd somewhat. They have little time.

Fifteen rounds after the characters defeat the horsemen, 60 armed soldiers with pullarms arrive at the square. They have orders to stop the revolt by capturing or killing those involved. The characters have 100 poorly armed rioters on their side. If anyone is captured (including the characters), they are treated as traitors — slow torture followed by drawing and quartering. There is no appeal.

However, the characters do have a chance to fight their way out of the situation. If they decide to make an attack on the soldiers, do not try to fight the entire combat. Instead, use the system below:

1. Have the characters describe how they want the commoners to attack. (Charge the men guarding this street; fifty men attack



# EMPLOYMENT

here while the rest protect the sides and rear, etc.) Have them write it down in the order that it will happen.

2. Have the character with the highest Charisma roll 1-3 and add or subtract his Charisma adjustment. This is the number of commands followed by the people.

3. Let the characters decide where they will be. In the front ranks, they are attacked by two soldiers each. If in the rear, they are not attacked, but the commoners do not fight as effectively.

4. Have the players roll two dice for a morale check for the commoners. The morale of the commoners is 9.

5. Roll two dice. If the characters fight in the front rank, add two; if not, subtract 1. If the characters made a plan and the commoners follow all of it, add two. If the commoners follow some but not all of the plan, add one. If the characters did not make a plan, subtract 3. If commoners fail their morale check, subtract 2.

If the modified die roll is 5 or greater, the commoners have won the fight. There are no surviving soldiers present and only 20 commoners remain.

If the commoners lose the fight (a die roll of 4 or lower), the characters can still escape by fighting. The characters must defeat 10 soldiers before an escape route is open and they may flee. However, vague descriptions of them are sent throughout the city by criers.

Soldiers: AC 6; MV 12"; HD 1; hp 4; #AT 1; D 1-10; Save Normal Man; M 9; AL L

## After the Riot

If the characters decide to leave the marketplace after defeating the soldiers, they can leave in the general confusion. If they want to continue as leaders, they must flee as quickly as possible. Each turn ten soldiers arrive. The characters can recruit five commoners each turn, up to a total of 1,000. No more than 400 soldiers arrive. However, the player characters can never command more than 100 rioters. The others run rampant, looting, burning buildings and causing much destruction. The soldiers stay organized and fight savagely. They protect the Duke's castle at all costs. The Duke also has access to higher-level magic.

Describe the scene as general confusion — fireballs, screaming, buildings burning, etc. Allow the players to continue as long as they like, but make it clear that they will not win in the long run. Other rioters challenge their authority and the players will have little control.

The Duke immediately begins gathering troops from the surrounding area. By the next day, he has 1,000 men ready to enter the city. Anyone still rioting or suspected of rioting is killed.

## EMPLOYMENT

As the second day wears on, the tensions of the riot slowly subside. The tensions are not gone, only hidden, and waiting for a new spark. The mood in the city that evening is grim.

Read the following section to player characters hired by Theosius (of the Torenescu faction) when they return to their inn.

Back at the inn, the innkeeper calls out, "Excuse me, but a gentleman called for you while you were out. He gave me a message, let's see. Uh, you were to go to . . . It was to go someplace and get a package, that I know. The Senator Epistilo's house, that's where you're to take it. Ah, from the Jade Sea, a boat down at the wharf. And there was a warning, too, gentlemen! He said that there were those who would try to take what you carried."

Characters contacted by the Veiled Society receive the following message as they are out on the streets.

From somewhere along the street comes a whistling noise and a loud thunk. Quivering in the wall nearby is a dagger. A shadowy figure slips into the crowd and is gone. A note tied to the dagger reads: Be at Vinter's Lane tonight before the second bell. Go to the wine shop on the corner. Be ready. Do not fail. The next message will be more pointed.

The following encounter is for the characters headed for the "Jade Sea."

The "Jade Sea" is finally visible ahead. It is late. The sun has set and the remaining dusklight is filtering out of the sky. The sea wall and the city are behind. The deckhand, a wizened old man, does not look friendly.

He snaps in a screechy voice, "What do you want? Who sent you here?"

Whether the party answers him honestly or not, his mood changes and he becomes very helpful.

The old man scampers off. In a few minutes he returns with another man. The deckhand grins and nods.

"Here's your package, mateys! Hee-hee, have fun, y' lubbers!"

"I am Simion Torenescu," says the other man. "I am a statesman. It is important that I reach the Senator's house in secrecy. Since you are new to town, you will not draw the attention his bodyguards would. Will you help?"

Suddenly, a number of ragged-looking men approach the base of the gangplank. The men carry swords and clubs, but do not raise them. One man steps forward and kneels on one knee.

In a slightly mocking tone he says, "Oh Lord Simion, our sovereign master Prince Dimitrios, Ruler of the Beggars, sends us as his solemn oath of homage to the Torenescu. Receive us into your service."

At this, Simion laughs uproariously, clapping his hands and stamping his feet.

"Well said, dog of a beggar," says Simion. "And so you shall join my body-guard!"

If the characters try to advise Simion against taking these men on, he does not listen to them. Statistics for these men follow "The Ambush" section.

The party may recommend any route through the city they wish. Simion wishes to reach the Senator's house as quickly as possible but settles for a reasonable compromise. He has a map of the city. Allow the players to see the city map printed on the inside of the module screen. To cross the sea wall, the group must take one of three roads. There are Veiled Society spies on each road.

## Veiled Society Men

When the characters contacted by the Veiled Society reach Vinter's Lane, read the following encounter.

Vinter's Lane is a dark and lonely place this late at night. The lane is narrow and foul, like most of the smaller streets of the city. Small tented booths and little shops line both sides. The air smells heavy of yeast and wine. Ahead, a lantern shines outside a small booth. It is the only place that is open. The banner along the side says, "Aristo, Wine Merchant."

The only person in the booth is a fat, sweaty old man of about 60. Around him are bottles and jugs of wine. The air has a sour-sweet smell.

"Gentlemen, you have chosen well to come to me," says the man in the booth. "I, Aristo, am the finest dealer of wines in the city! What would you . . ." He stops in a fit of coughing and hacking.

Before he can continue, 10 men appear, five at each end of the street. They all wear black hoods. They stop 10' away from the booth.

If the characters do nothing, one approaches.

"Here," says the hooded man, holding something out. "Take these and put them on. You are armed? Then come with us quickly."

The men wait for the characters to join them and then lead them through many twisting alleys to a dark street corner. Here a hooded man, possibly the same one, turns to the characters.

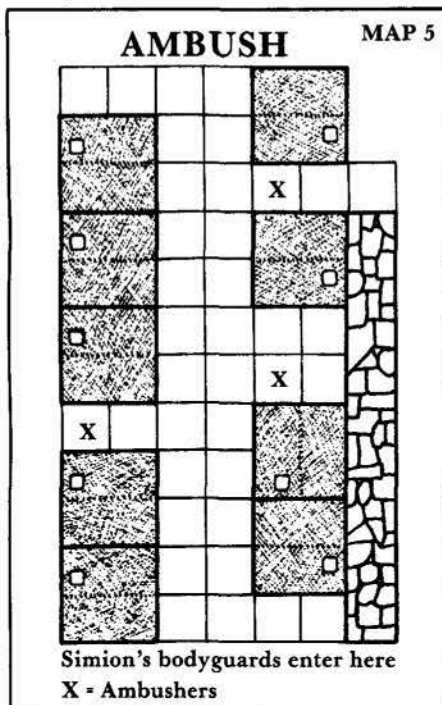
## FURTHER INVESTIGATION

"You are now one of us," says the man. "If they catch you, they kill you. If you betray us, we kill you. Act in our name but without our blessing, we kill you. Work hard for us and you will prosper. Once with us you cannot leave us."

A boy runs up to the group and speaks to one of the men. At his word the group runs through the twisting alleys. The group arrives at a section of a street. They throw hoods over the street lamps. The leader of the group motions the men into three different positions.

### The Ambush

Set up the paper sculpture buildings according to the inset map below. The points marked by an "X" are the three points where the Veiled Society men are located. Allow the characters involved with the Veiled Society to select where they will place themselves. With them are five other members of the Veiled Society.



Play this part of the encounter in two separate groups — one group of characters acting as bodyguards and the other group as Veiled Society men. Each group should not be allowed to hear what is said to the other or to know what its members are doing. If this is not possible, do not allow player characters on one side of the fight to take actions based on information known only to the other side.

Simion, the 10 beggars, and the player character bodyguards enter the street from the north end. The group may be arranged however the players want, so long as Simion is protected.

The Veiled Society player characters

receive orders to be ready to attack on the leader's signal. They must attempt to capture or kill Simion. He must not be allowed to try to make peace among the factions. A good description is given of Simion. Simion is the only one that matters. The characters may deal with the others as they see fit.

When the bodyguard reaches the middle of the street, the Veiled Society attacks. All attacks made by the Society members are intended to reach and kill Simion. If possible, they avoid fighting other characters (NPC or player). Unless the characters have made preparations, it takes them one round to remove their bindings. All NPCs use fake bindings that can be removed without loss of a round.

Simion: AC 9; MV 40'; HD 1; hp 5; #AT 1; D 1-4; Save Normal Human; M 9; AL L

Beggars (10) (1st level thieves): AC 7; MV 40'; HD 1; hp 3; #AT 1; D 1-4 or 1-8; Save T1; M 6; AL N

Veiled Society Men (15) (1st level fighters): AC 4; MV 40'; HD 1; hp 5; #AT 1; D 1-4 or 1-8; Save F1; M 9; AL C

If the characters capture any of the men, they have one chance to break his morale. If they are successful, the member says that a red-haired man hired them. No one knows this man.

Veiled Society Leader (3rd level cleric): AC 3; MV 40'; HD 3; hp 13; #AT 1, +3 to hit; D 1-6+3; Save C3; M 10; AL C; Spells *light, protection from evil*; Magic Items *mace +1, gauntlets of ogre power*

If captured, this man makes a show of resisting and then apparently breaks down. His name is Flaviare. He has red hair. He "confesses" that the Torenescu hired him to kill Lucia, and that they control the Veiled Society. But he is not the murderer. He has no wounds other than those he may have obtained struggling with the PCs.

At the end of the fight, if Simion is still alive, he continues to the Senator's house. The characters escorting Simion are paid 500 gp each and sent away.

If the Veiled Society kills Simion, those characters will be paid only 200 gp each. They are told they will be contacted as needed.

## FURTHER INVESTIGATION

After the ambush the characters can continue the investigation into Lucia Vorloi's murderer. They should have several clues to work with. Each clue and where it leads is listed below.

**Red Hair:** These are hairs from one of the two attackers. Red hair was found under Lucia's fingernails and dried in the blood of the dagger she used on one of her attackers. More was found in a black hood lying in Turano's guest house. As a clue it does not provide much information to the characters, but it will help them identify one of the men. No one in the Torenescu family has red hair. No one in the Radu or Vorloi families has red hair.

**Pitch:** This is common naval pitch used in sealing boats. Some pitch was found on the rungs of the ladder leading to the cellar. The characters can check for places that have or sell pitch. There are 4 major suppliers, all down on the waterfront. All have seen at some point a red-haired man. They all sell pitch to anyone who wants it — fishermen, boatbuilders, housewives, etc.

**Blood:** The blood is from the red-haired attacker. Characters may be able to deduce this because the hairs were found mingled with the blood. The red-haired man has been injured badly as indicated by the amount of dried blood found in the Vorloi house. The injured man left no trail of blood.

**Ring:** The ring is a false clue, planted by the attackers when they returned. If presented to the Torenescu, it takes them a day to determine who it belongs to. It is the property of Stephanos, cousin of Aleksandar. Stephanos was the young man spurned by Lucia not long ago. He claims the ring has been missing for nearly a month. He also has an alibi for the time of the murder.

**Writing:** Lucia was attempting to spell "Radu," since she recognized one of the attackers as a Radu man when she tore his hood off.

**Wine:** Wine was found dribbled by the bloodstains in the Vorloi house. The wine is brought into the city on Radu ships and is sold mostly in small inns in the wharf area. Aristo, the Wine Merchant on Vinter's Lane, also sells this type of wine. If confronted, he gives the characters the names of those buyers he can remember. The names are Heranthes the Cobbler (innocent), Goodman Christos (innocent), Akarios the Shipwright (red-haired and guilty), Theodorius Angulsta (innocent), and Seraphim the Minstrel (innocent). He says there are undoubtedly others who also buy the wine, but he cannot remember.

**Rope:** The rope was used in the murder. It is a type of rope used in ships and other heavy lifting situations.

Do not give the information above to the

# THE CHASE

characters too rapidly. They must discover the meaning of the clues for themselves. Confirm obvious information (Is this the type of rope used on boats?); however, do not tell the characters they are correct if their questions are vague.

When the characters are at this stage of the investigation, it is impossible to know where they will want to go in the city. Do not try to restrict them. Allow the characters to go where they wish, within reason. The only place the characters cannot go is the Duke's castle. Furthermore, except for minor assistance, the characters cannot get any help from the city officials. Remember, the characters have no official title and are conducting the investigation on their own.

## THE CHASE

This encounter occurs as the characters make their investigations. As they move about, they are identified by agents of the Veiled Society. Following the instructions of the Radu, the Society prepares an ambush for the characters. During the encounter, the characters are not able to get help from the constabulary or soldiers. All are currently occupied in preventing a new riot. If the characters try to get such help, make it clear that this will be no use.

The PCs may decide to chase their attackers, if not killed immediately. It is important that you know how fast the player characters can move in a round. During the chase, if both sides move at the same rate, there is only a slight chance the pursuer will catch the pursued. Each third round of the chase, roll 1d10. On a roll of 1-2, the space between the two groups closes by one round's worth of movement. Keep track of the distance between the two sides. There are delays in the encounter that expand the distance and could allow the NPCs to escape.

Characters may possibly capture the NPCs before they reach the secret entrance at E (Map 6). If this happens, the characters can still learn the location of this entrance by questioning their captive. If all the NPCs are killed, the characters will find a message on one of the bodies. The message says, "Be at the Blue Water Mead Hall tonight."

Read the following encounter as the characters head for the Blue Water Mead Hall. For the beginning of this encounter, set out the paper buildings according to the area marked "start" on Map 6.

The sounds of shouting and screaming fade, the scene of pandemonium behind. The streets are deserted of all sensible people. Suddenly, an arrow flashes past. A hooded man is standing on a side street and furiously cranks his crossbow for another shot.

Because of the suddenness of the attack, the player characters must roll for surprise. If the party is surprised, the man fires another shot at the group. He continues to do this until the characters attack or charge him. He then runs in the direction shown on Map 6.

Crossbowman (1st level fighter): AC 4; hp 7; Running Speed 90'; #AT 1; D 1-6; Save F1; M 7; AL C

### A. Arrow Ambush

If the characters run after the man, have the group roll normally for surprise as they round the corner. If the characters advance with caution, they notice three hooded bowmen, one at each of the positions marked by an "X." These men are waiting for the crossbowman to lead the player characters around the corner.

The bowmen shoot once and flee. They do not melee with the characters unless forced. They run in the direction shown on the map.

Bowmen (3): AC 7; Running Speed 90'; HD 1; hp 5; #AT 1; D 1-6; Save Normal men; M 6; AL N

### B. Booth

As the last fleeing bowman passes this booth, he grabs one of the poles, pulling the fabric down. The booth collapses in a billowing heap that blocks the path for two rounds. The vendor stands next to his booth, screaming curses and angrily trying to stop anyone around him.

### C. Crowd

This street is very busy. People fleeing the area of the new riot clog the thoroughfare. All characters (pursued and pursuing) are only able to move at half their normal Running Speed while on this street.

### D. Cart

This street has a slight incline. At the top of the incline is a fishmonger's cart. The fleeing men stop at this cart and spend one round pushing it down the slope. The cart moves at 30' per round. The cart strikes a character on a die roll of 20. All player characters can be struck, unless the character takes a specific action to avoid the cart. Characters struck by the cart take no damage, but spend two rounds being knocked down and standing up. If the characters do not stop the cart, it rolls into the busy thoroughfare, and plows into the crowd. Several people are badly injured.

### E. Guard

Around the corner is a dead end alley. Your quarry is not there, but there is nowhere they could have gone. Standing at the far end of the alley is a huge, half-naked man holding a two-handed sword.

The man is the guard from Room 6 of the Chambers of the Veiled Ones. He is guarding the secret entrance at the end of the alley. If the characters do not advance or attack the man, he stands immobile. Otherwise, he fights to the death.

Giant Guard (1) (3rd level fighter): AC 6; MV 40'; HD 3; hp 19; #AT 1; D 1-10\*3; Save F3; M 12; AL C; +3 on hit rolls

# THE CHAMBERS OF THE VEILED ONES

This is the final encounter. If the players handle the encounter correctly, they learn who murdered Lucia Vorloi and who is in charge of the Veiled Society. Less successful play will only give part of this answer.

There are several ways characters can enter this encounter. If they have pursued the ambushers, they may find the secret entrance to Room 6. If they have captured the orator or the ambushers, they have information to go to the Blue Water Mead Hall. Careful observation here allows them to find the entrance to the Society's chambers.

## 1. The Blue Water Mead Hall

The Mead Hall is a bright, clean building. Inside, several sailors in the center of the room strike up a rousing but badly off-key chorus of a sea chanty. One plays a simple bagpipe at a furious pace. Near them, several men link arms and begin a noisy step-dance. Their stomps punctuate the ribald words of the song. There is much clatter of mugs and talk. The tavern keeper and several potboys whisk through the crowd, slamming down drinks and catching thrown coins. Near the back are two curtained doorways.

A red-haired man sits near the back of the room. If the characters have a description of Akarios, they recognize him. If it is near evening, the man leaves the room, and goes through one of the curtained doorways. If the characters approach the man, he springs to his feet and runs for the curtained doorway. He holds his right arm close to his side.

Akarios: AC 9; MV 40'; HD 1; hp 4; #AT 1; D 1-4; Save Normal Man; ML 6; AL N

If the party catches the man and accuses him of murdering Lucia, he attempts to bluff. If the party presents any reasonable proof (true or not) or threatens torture, make a morale check for Akarios. If he fails the check, he talks, saying that the Veiled Society ordered him to murder Lucia. He tells about the secret entrance to the chambers from the Mead Hall.

If the party does not catch the man, he escapes behind the curtain.

## 2. Beyond the Curtain

Two men sit on the floor near the curtain, playing dice. Both look up curiously. Behind the curtain is a short hallway that ends in a Dutch door. The top half is open, showing the street beyond.

If the party asks about Akarios, the men point to the back door. On the street there is no sign of him. The men try to prevent the characters from searching the hallway that hides the secret passage. One of the men is a cleric who casts a *silence* spell to cover any noise of fighting. The other is a fighter who tries to make his first attack when the characters turn their backs. After this he fights normally.

Cleric (3rd level): AC 5; MV 30'; HD 2; hp 14; #AT 1; D 1-6; Save C3; ML 10; AL C; Spells *light, cure light wounds*

Fighter (3rd level): AC 5; MV 40'; HD 3; hp 17; #AT 1; D 1-8+1; Save F3; ML 9; AL C; +1 on to hit rolls; *potion of invisibility*

## 3. Robing Chamber

This chamber is barely large enough for two people to stand in. On one wall is a shelf piled with red robes and black leather hoods. Otherwise, the room is bare.

The doors to this room are designed to preserve the secrecy of anyone robing in the chamber. Each door automatically locks when closed and cannot open again until the other door in the room is opened and closed. This effectively prevents more than one person or group from using the room.

## 4. Sirenflower Passage

The passage forks. From one passage comes the faint smell of incense and a faint glow of light. The other passage is black.

The dark passage leads to Room 5, the Meeting Chamber. The passage that smells of incense and shines with light leads to a sirenflower. Halfway down the passage, the first tendrils of the plant grow on the wall. When the characters reach the end of the passage, the sirenflower closes behind them. In the roots of the sirenflower are a few bones and rusted items. Searching among these reveals 500 gp and a *potion of diminution*.

Sirenflower: AC 9; MV Nil; HD 5; hp 24; #AT 0; D 1-4; Save F5; ML 12; AL N

## 5. Meeting Chamber

If the characters have not made noise from chopping down doors, loud fighting, arguing noisily amongst themselves, etc., and they are cautious, read the following description to them.

The glow of light and a droning sound comes from down the passage. Ahead is an archway shining with a red light.

A large room is gloomily lit by smoldering fires. Standing along the walls of the room are 20 men, all dressed in red robes and black hoods. At the far side of the room is a man wearing a red and gold robe and a large wooden mask. His face does not show under the mask. He is speaking to the crowd in a hollow echoing voice. Behind him is a large bronze gong.

The masked leader booms, "And now is our time! The city will lie helpless before us! The people will side with us. Our enemies can be crushed. The Duke will feel our power, will hear only our voice. Those who oppose us are weak, those who betray us are traitors. We know what to do with traitors." Shouts of agreement fill the air.

"Then take him, take the traitor!" he shouts, and points to one of the robed men. "He will suffer for disobeying our orders. The woman should not have been killed!"

At this the other masked men spring toward the accused, an inarticulate growl of rage in their throats. His screams of panic rise above all.

If the characters do nothing but watch, they witness the horrible death of one of the members of the Veiled Society. Lawful characters will not suffer an alignment change, however. Unless one character watches the leader, he is gone when they look for him again. After the traitor is dead, the members turn to leave, one at a time, the secret meeting obviously over. Half the members leave by the passage to the Blue Water Mead Hall. The others leave by the secret entrance that leads to the blind alley.

If the characters act during the confusion, the Society members attack them. If any member of the party watches the leader during the commotion, he sees the leader slip behind the gong and disappear.

The traitor slain by the members was the man who assisted Akarios with the murder of Lucia. If the characters check his body, they find nothing of interest.

Searching the room reveals nothing of use or value.

Veiled Society Members (20): AC 9; MV 40'; HD 1; hp 4; #AT 1; D 1-4; Save Normal Man; M 9; AL C

Leader (3rd level magic-user): AC 8; MV 40'; HD 2; hp 7; #AT 1; D 1-4+1; Save MU 3+1; M 8; AL C; Spells *charm person, sleep, invisibility*; Magic Items *dagger +1, ring of protection +1*

The leader is Antonito Radu. If captured, he tries to place the blame for all events on Zweis Radu.

## The Chambers of the Veiled Ones

If the characters did not defeat the guard in the alley in the previous encounter, he is in this chamber. He is mute and attacks anyone he does not recognize. He does not recognize the player characters. He is slavishly loyal to the Radu and does not reveal anything about them willingly.

Giant Guard (3rd level fighter): AC 6; MV 40'; HD 3; hp 19; #AT 1; D 1-10\*3; Save F3; M 12; AL C; +3 on hit rolls

### 7. Cell

The room is unlit and foul-smelling. Straw crackles underfoot. There is a shuffling of chains from one corner.

Held prisoner in this room is Estaish, a member of the Duke's Elvengard. He is chained to the wall. The manacles are locked around his feet and hands. No key is in sight. He is weak and has been tortured. He can barely talk.

If rescued, he shows the party all secret doors out of the room. He comes with the party, but cannot fight and can only walk with support. If the characters succeed in getting him outside, he accompanies the player characters as an NPC on future adventures. There is no question of his loyalty, although he does not accept unreasonable orders. He serves the characters in the best and wisest manner.

He has no equipment with him other than clothing. His remaining equipment (chain armor, sword, and bow) is in Room 8.

Estaish learned a great deal about the Veiled Society during his imprisonment. He

can identify the murderer of Lucia Vorloi and knows the murder was done on the orders of the Veiled Society. He knows that the Radu family is involved in the Veiled Society and is responsible for inciting the riots in the city. If used as a witness to the Duke concerning the Radu and the Society, he can destroy the Radu as a power faction forever.

Estaish (1st level elf): AC 9; MV 6" due to weakness; HD 1; hp 3; #AT 0; D 0; Save E1; ML 12; AL L; Spells None

### 8. The Secret Chamber

The chamber is brightly lit by hundreds of sputtering candles that give the room a warm, yellow glow. In the center of the room is a table piled with books and papers. On the floor is an old man. He lies face down in a small pool of blood. Standing over him is a middle-aged swarthy man holding a sword to a younger man's chest.

The younger man shouts, "Stop him! He has slain our father! He is a murderer!"

"Get back you fools or die now!" says the man. "I've had enough meddling and foolishness." He leaps forward to attack you.

The younger man is Zweis Radu, the older man, Cartha Radu. Cartha will attempt to kill the player characters, then escape. If he is severely wounded, he attempts to fight his way past the characters and flee. During this fight Zweis assists the characters.

If Zweis is still alive after the fight, he thanks the characters and offers them a reward. The reward is a position within his organization — the Veiled Society. If the characters accept, those of Lawful alignment will change to Chaotic. If the characters refuse, Zweis tries to bribe them. He offers each character 500 gp in jewels from a small wooden box in the desk. If the characters still refuse, Zweis lets them go and immediately makes plans to flee the city.

If the characters search this room, they find 3000 gp worth of gems in a small box and Estaish's equipment. The dead man on the floor is Anton Radu.

If the characters try to examine the papers or take these with them, Zweis attacks. The papers are a complete account of the Radu family's actions and the Veiled Society.

Cartha (6th level fighter): AC 1; MV 40'; HD 6; hp 39; #AT 1; D 1-8\*2; Save F3\*3; ML 11; AL C; +4 on all hit rolls due to magic weapon and high level; *ring of protection +1*; *sword +2*

Zweis (3rd level fighter): AC 3; MV 40'; HD 3; hp 21; #AT 1; D 1-8\*1; Save F3; M 9; AL C; *sword +1*

If the papers are placed in the hands of the Duke or any other family, all members of the Veiled Society and Radu faction are declared traitors and sentenced to death.

Not all members of the Veiled Society are captured. Those that escape learn of the characters' involvement in the family downfall. This can be a starting point for adventures as the Radu faction tries to take revenge on the player characters.

## AFTER THE ADVENTURE

This adventure is only a small sample of the life of such a large and varied city as Specularum. Within the walls live thousands of people. The range and variety of what can and does happen is endless. This adventure gives your players a starting place, a knowledge of the city and its politics. Surely, the politics are not over with the destruction of the Radu. As the characters increase in level and importance, they can become more involved in the affairs and intrigue of the city and the Duke's court. These adventures are left to your imagination. Use the city as a base and build your own world around it.

# THE CHASE AND THE CHAMBERS OF THE VEILED ONES

MAP 6

To use the fold-up buildings with this map, place the buildings in the positions shown near the start. Begin the Chase encounter. As the characters chase the NPCs, move those buildings behind the player characters to positions ahead of their party.

Always show the players what their characters will see ahead of them.

Numbers refer to Chambers encounters.

1 square = 10 Feet

- Fold-up Building
- Fold-up Gate
- Crowd Area
- Underground
- Curtain
- Route of Assassins
- Door
- Stairs
- Secret Door
- Balcony

Begin chase at "START"  
The letters refer to the "Chase"



## NEW MONSTER

### Sirenflower

Armor Class:	9
Hit Dice:	5
Move:	0
Attacks:	0
Damage:	Special
No. Appearing 1-2 (1-6)	
Save As:	Fighter 5
Morale:	12
Treasure Type:	V
Alignment:	N
XP Value:	175

The sirenflower is a large carnivorous fungus that has developed the disguise of a normal-looking plant. It captures its prey by luring creatures toward its center. To do this, the plant emits scents and lights. The scents are similar to those near the plant, particularly fragrant flowers or rotting meats. The light is a pale glowing, no brighter than a candle at its best.

Once a creature reaches the center of the plant, a web of branching arms close in, trapping the creature and slowly crushing it. These branches squeeze with great force, causing 1-4 points of damage per round. In addition, the branches also ooze an enzyme that dissolves flesh. This is very slow-acting and only does 1-10 points of damage each turn (not round). Creatures trapped by the sirenflower can still fight but have a -4 penalty on all hit rolls.

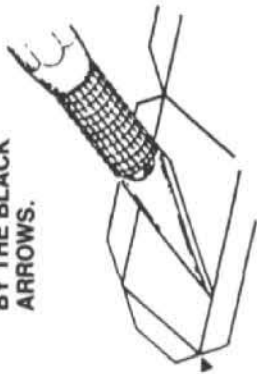
When the sirenflower reaches 0 hit points, it is not dead, but all its branches have been chopped away. The only way to totally kill a sirenflower is to dig up and burn the root. The creature grows back at the same rate as a normal plant.

## PRE-GENERATED CHARACTERS

The following pre-generated characters are provided for this adventure. Use them if your players do not have characters or do not want to use their own. All of these characters are first level and have no equipment. The gold listed for each is the amount the player has to buy equipment for his character.

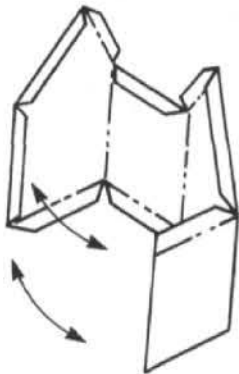
	1	2	3	4	5	6	7
<b>CLASS</b>	<b>C</b>	<b>F</b>	<b>E</b>	<b>H</b>	<b>C</b>	<b>D</b>	<b>MU</b>
<b>STR</b>	6	16	7	14	8	16	8
<b>INT</b>	11	8	17	14	7	18	16
<b>WIS</b>	16	10	16	5	14	15	12
<b>DEX</b>	10	13	6	14	12	11	14
<b>CON</b>	9	12	16	9	12	13	10
<b>CHA</b>	8	11	7	9	11	10	9
<b>HP</b>	5	6	8	6	4	7	3
<b>GP</b>	110	130	120	50	150	60	50

**1** SCORE ALONG THE INNER TAB LINES INDICATED BY THE BLACK ARROWS.



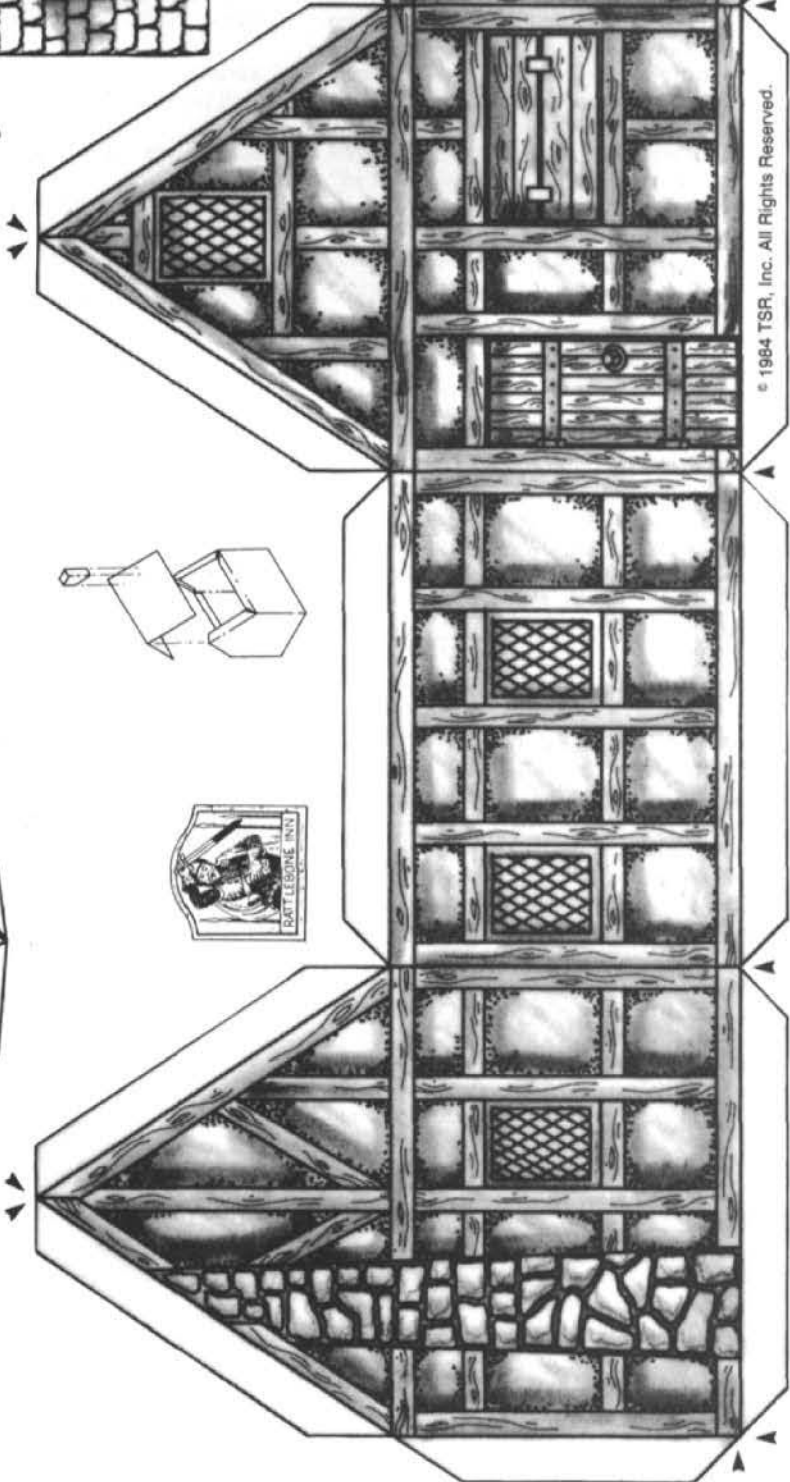
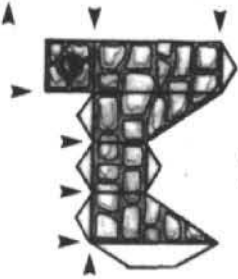
**2** CUT OUT PARTS, ONE AT A TIME. BEND AND FIT THEM TOGETHER, TRIMMING WHERE NECESSARY.

NOTE: TOUCH UP ALL SCORED EDGES AT THIS TIME WITH A FELT TIP PEN OR PAINT BRUSH BEFORE GLUING





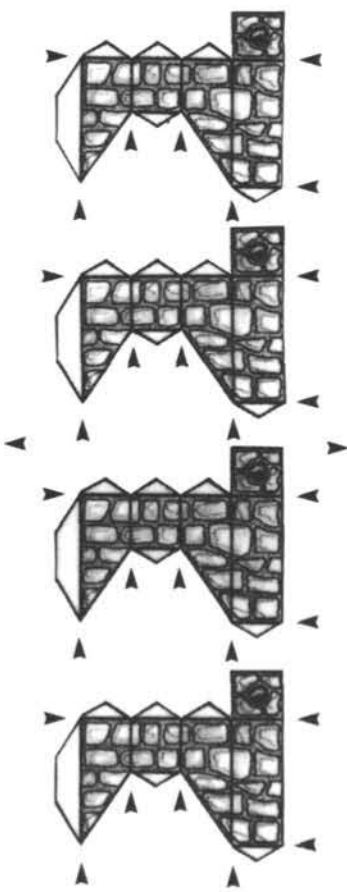



**3** GLUE THE PARTS TOGETHER, APPLYING GLUE TO TAB AND JOINING RAW EDGE TO SAME. FOR ASSEMBLY ANY BRAND OF GLUE CAN BE USED.

NOTE: PAY STRICT ATTENTION TO WARNINGS AND DIRECTIONS ON THE BOTTLE




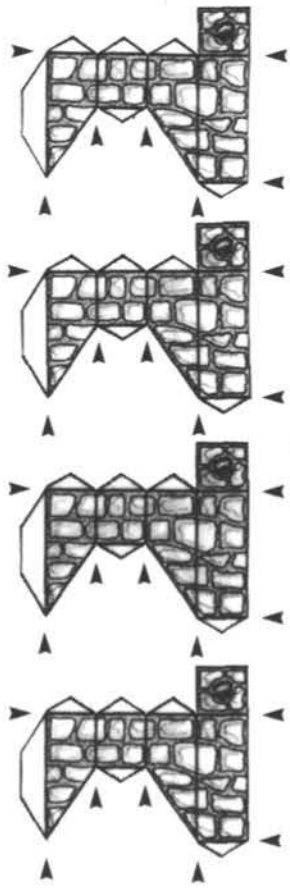





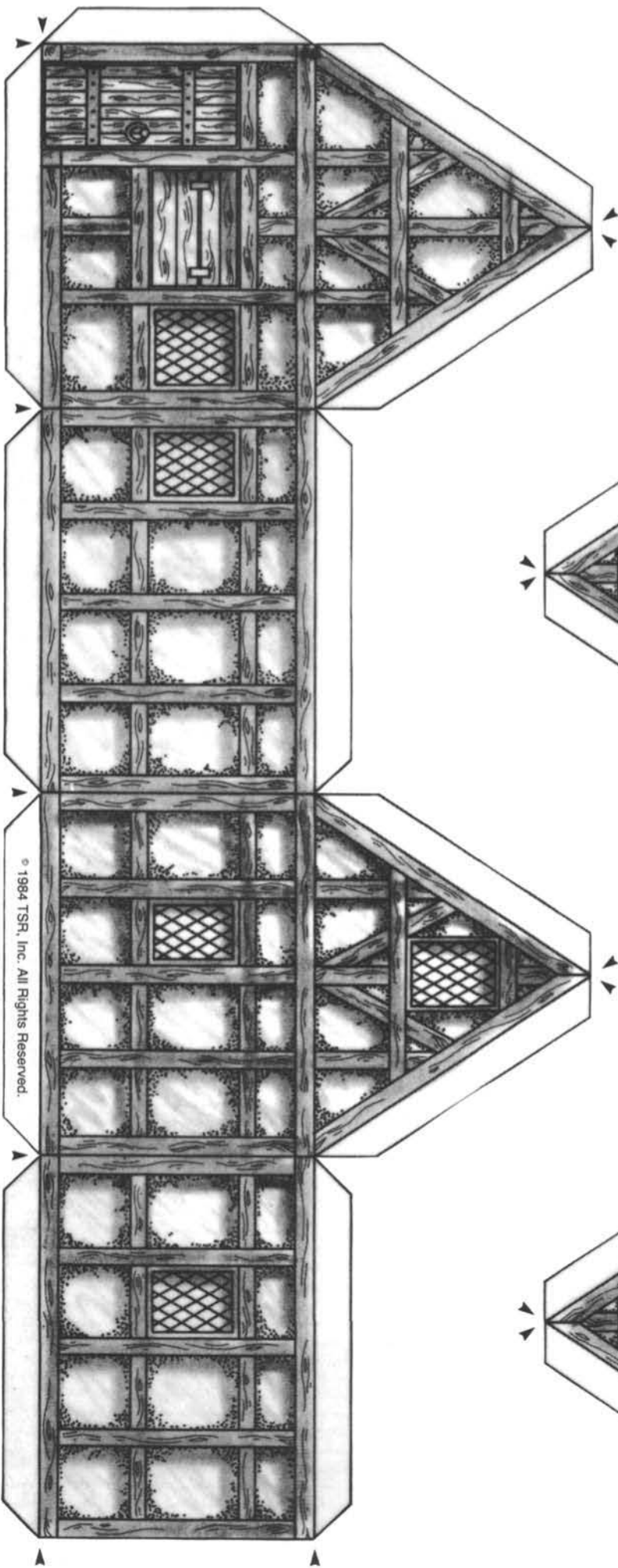


© 1984 TSR, Inc. All Rights Reserved.

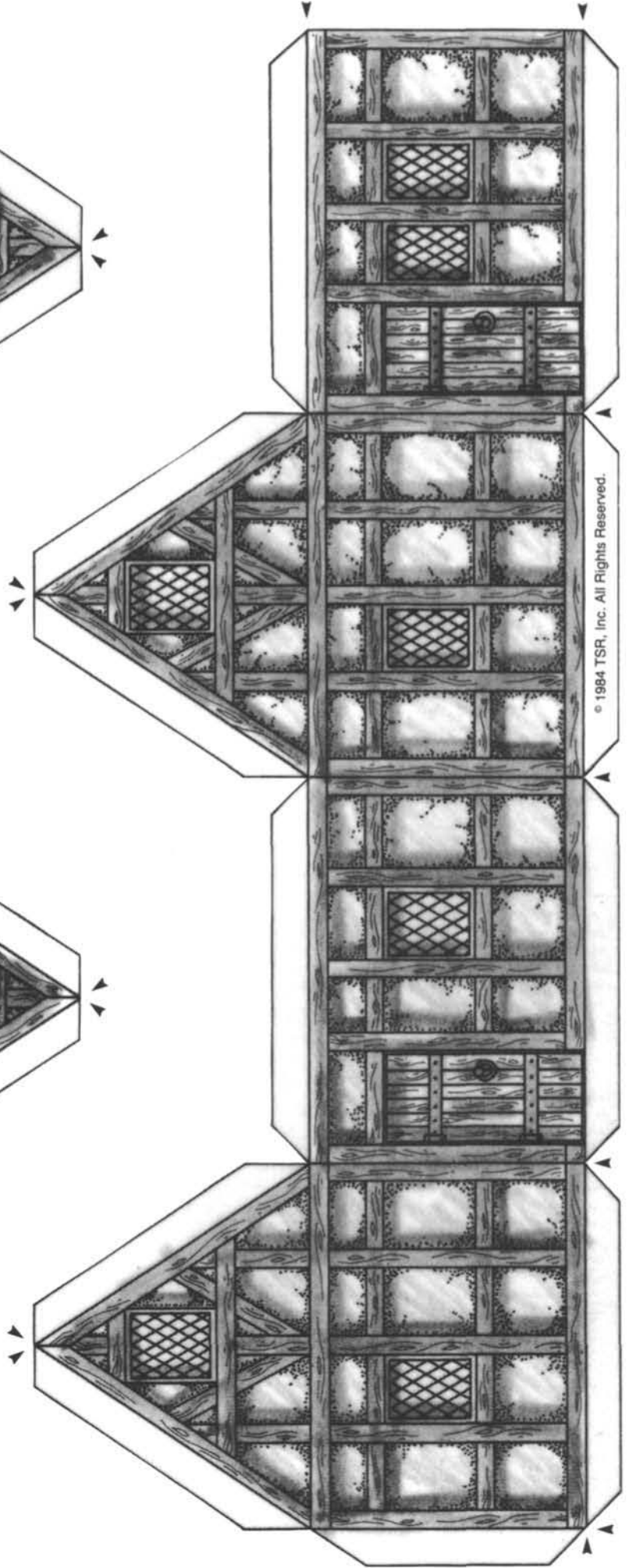








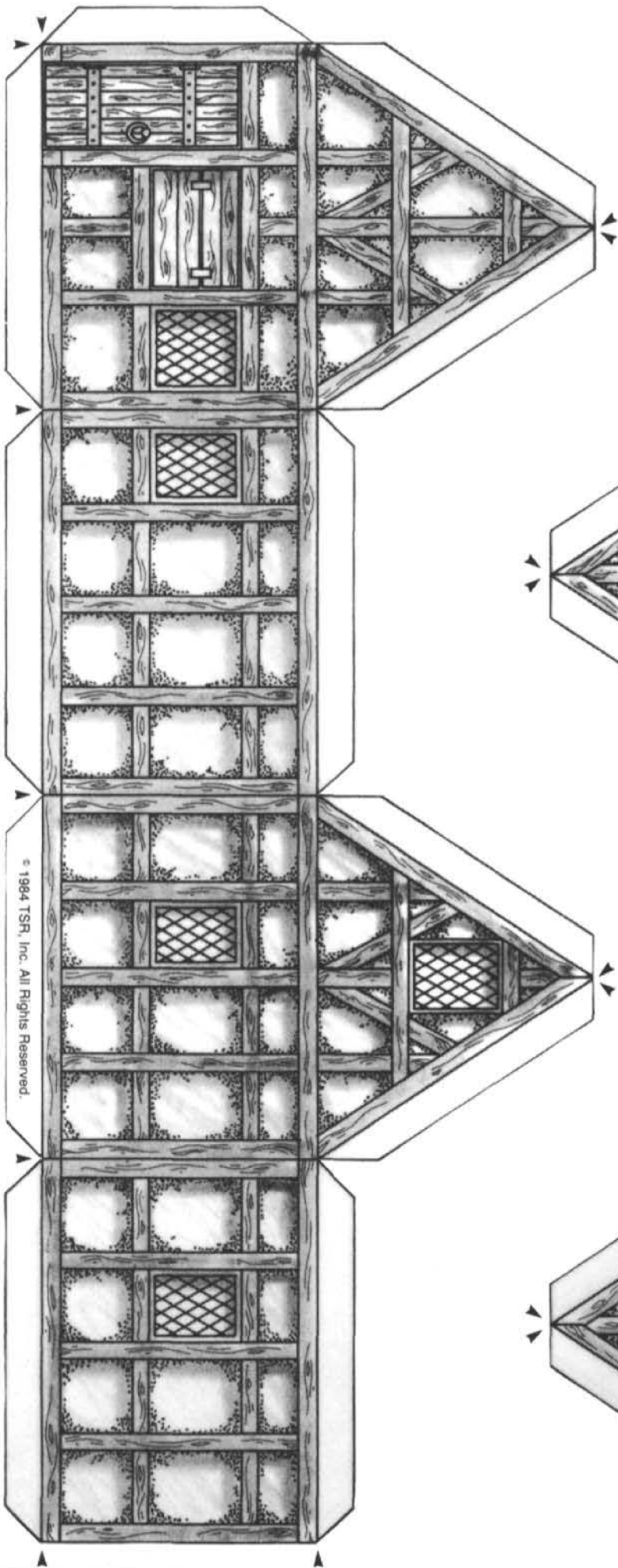
© 1984 TSR, Inc. All Rights Reserved.



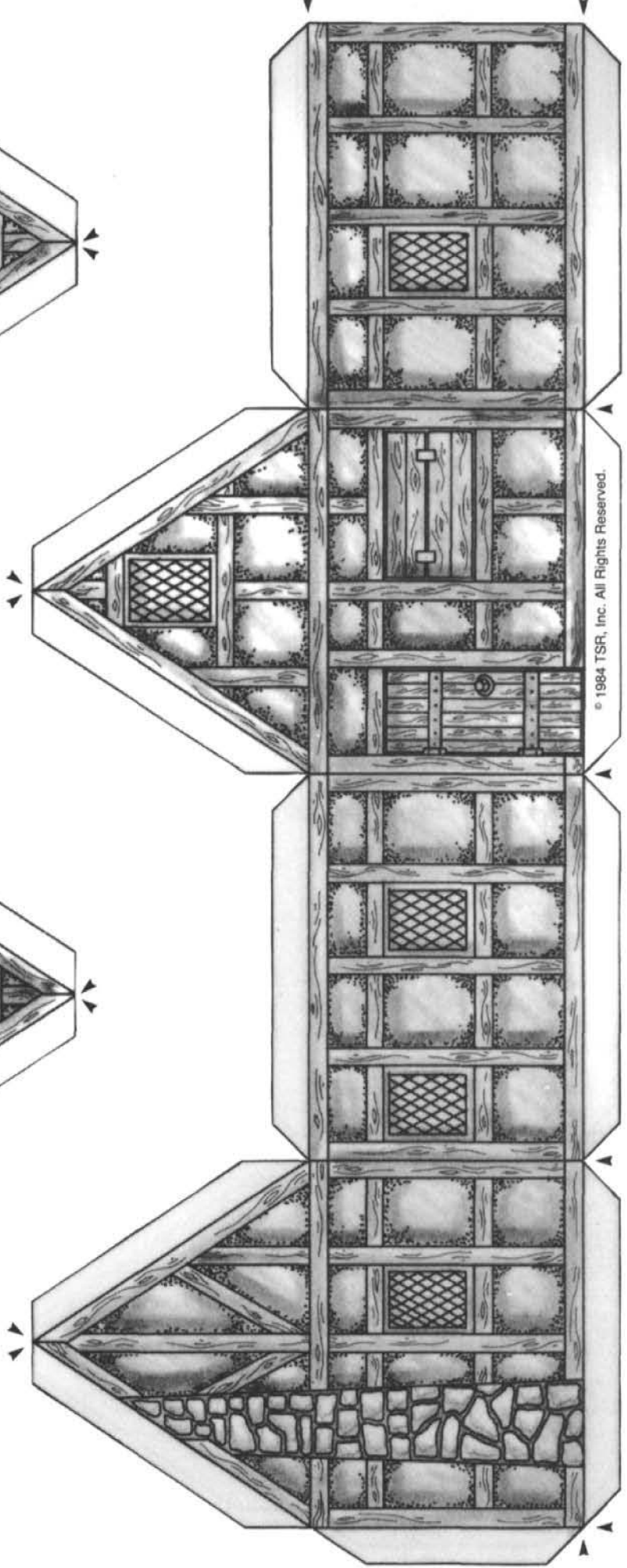
© 1984 TSR, Inc. All Rights Reserved.





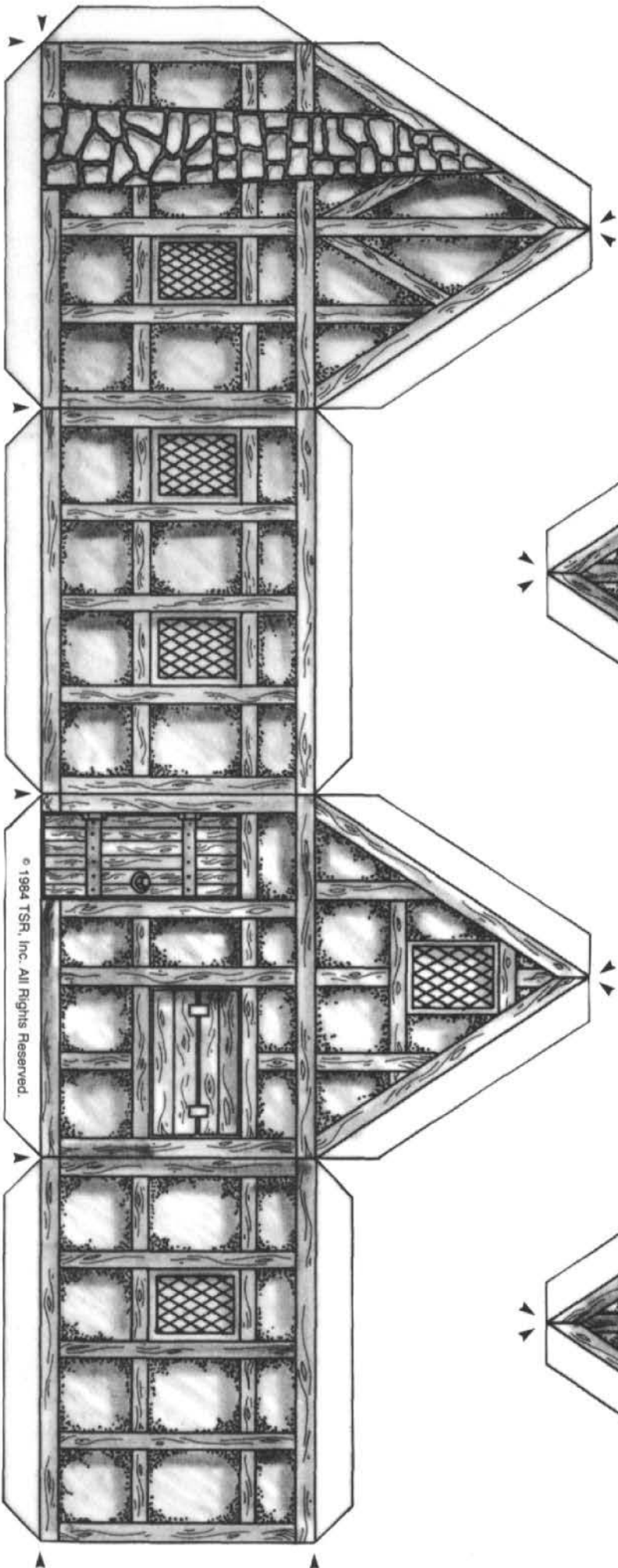


© 1984 TSR, Inc. All Rights Reserved.

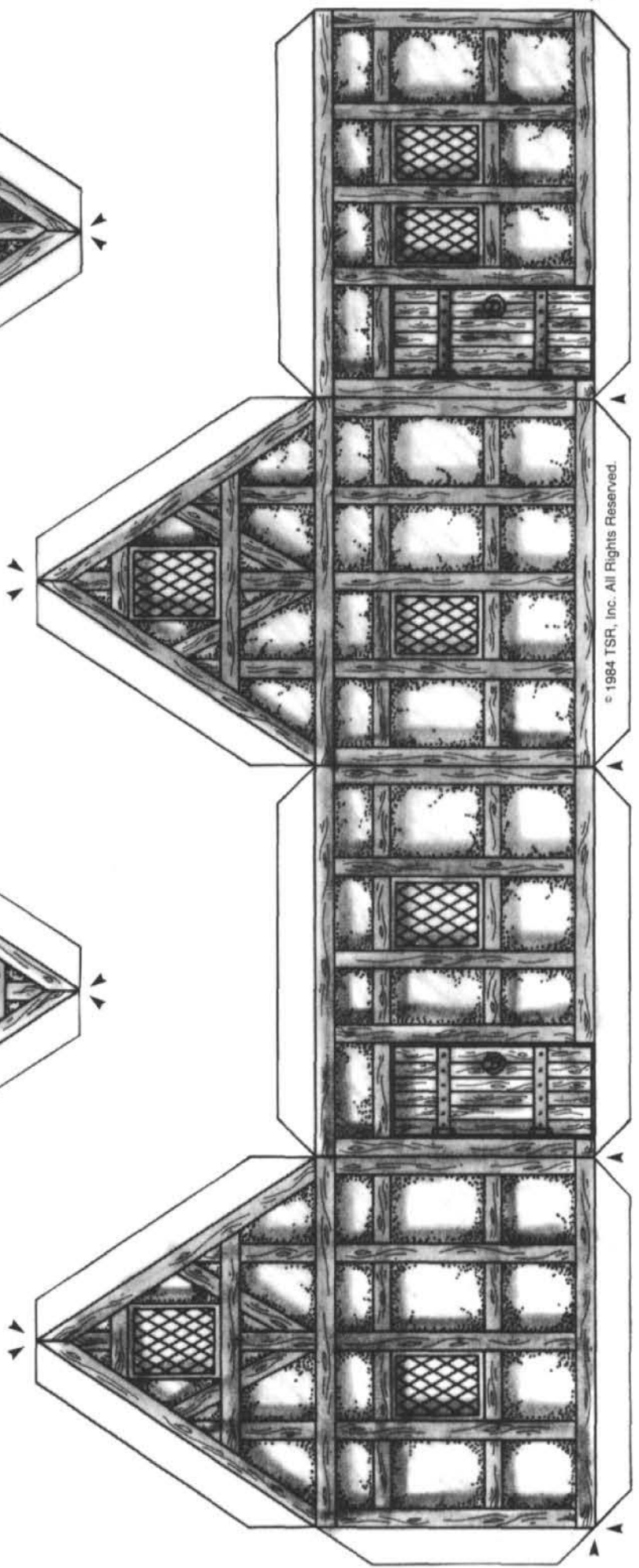


© 1984 TSR, Inc. All Rights Reserved.



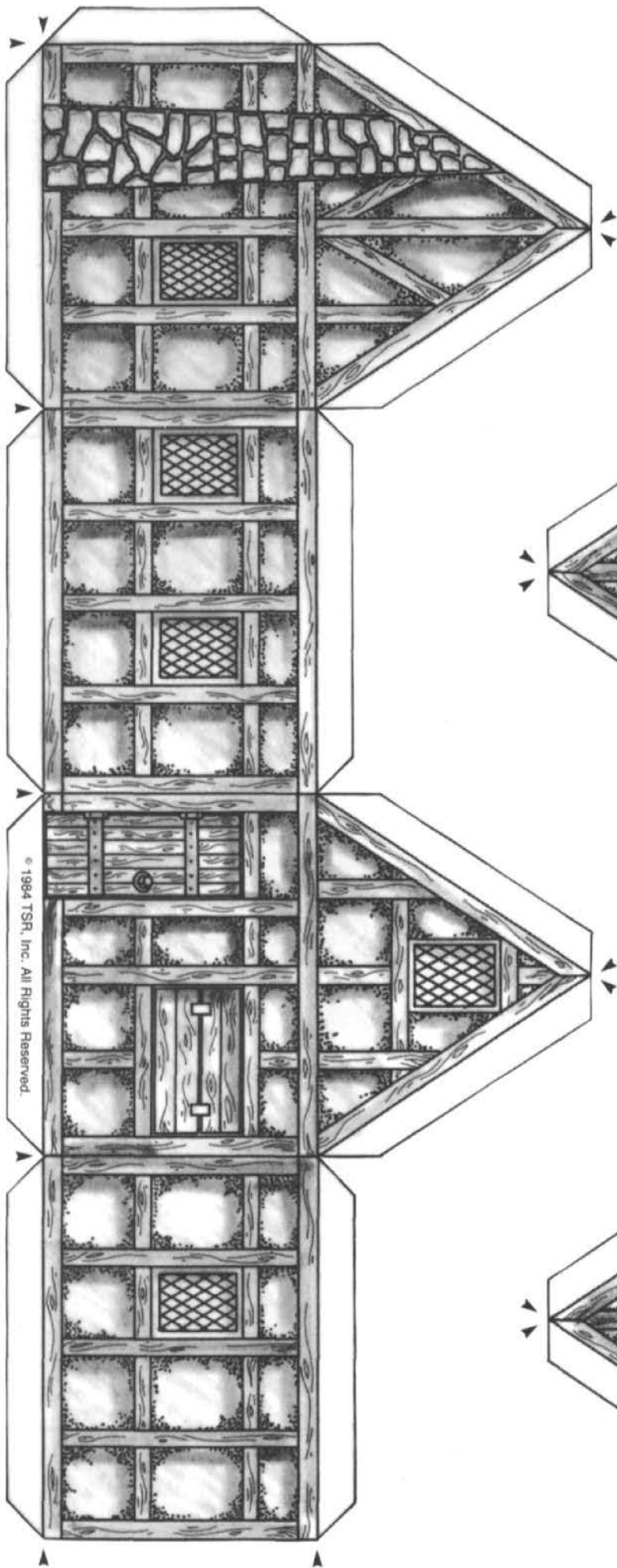


© 1984 TSR, Inc. All Rights Reserved.

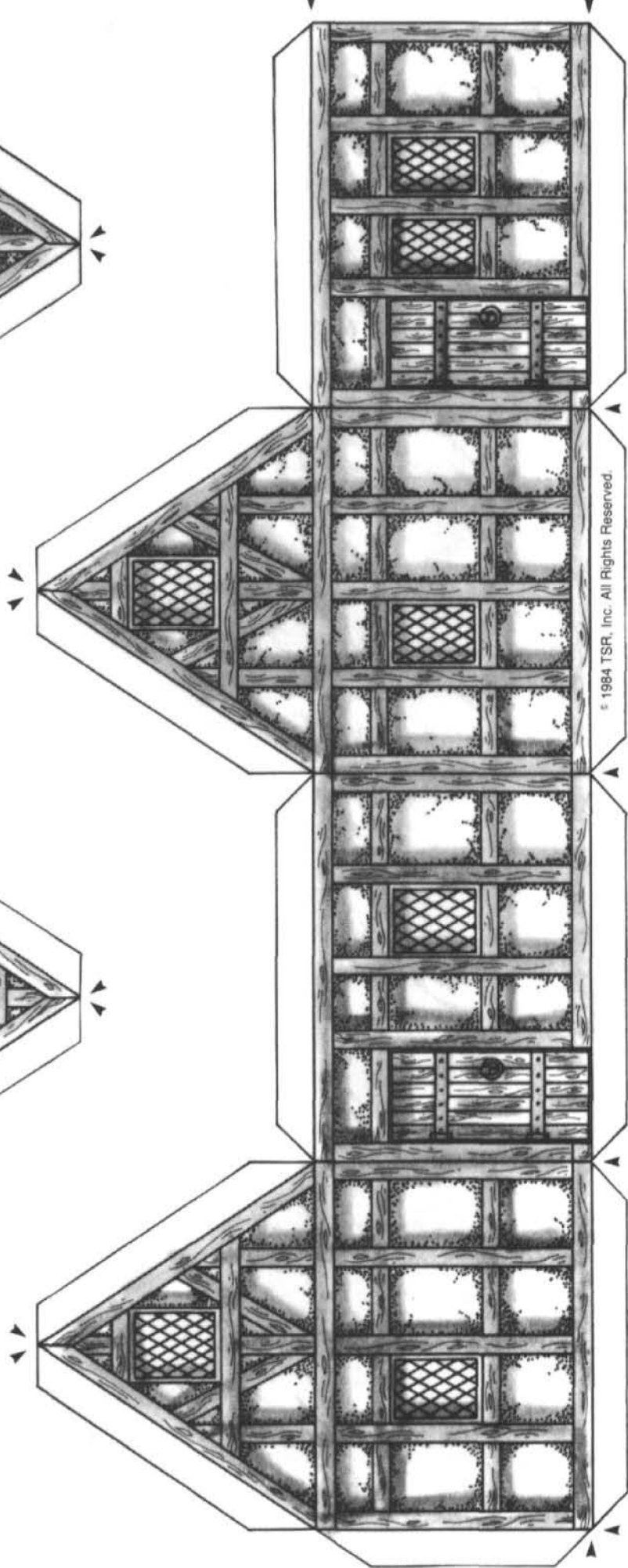


© 1984 TSR, Inc. All Rights Reserved.






© 1984 TSR, Inc. All Rights Reserved.



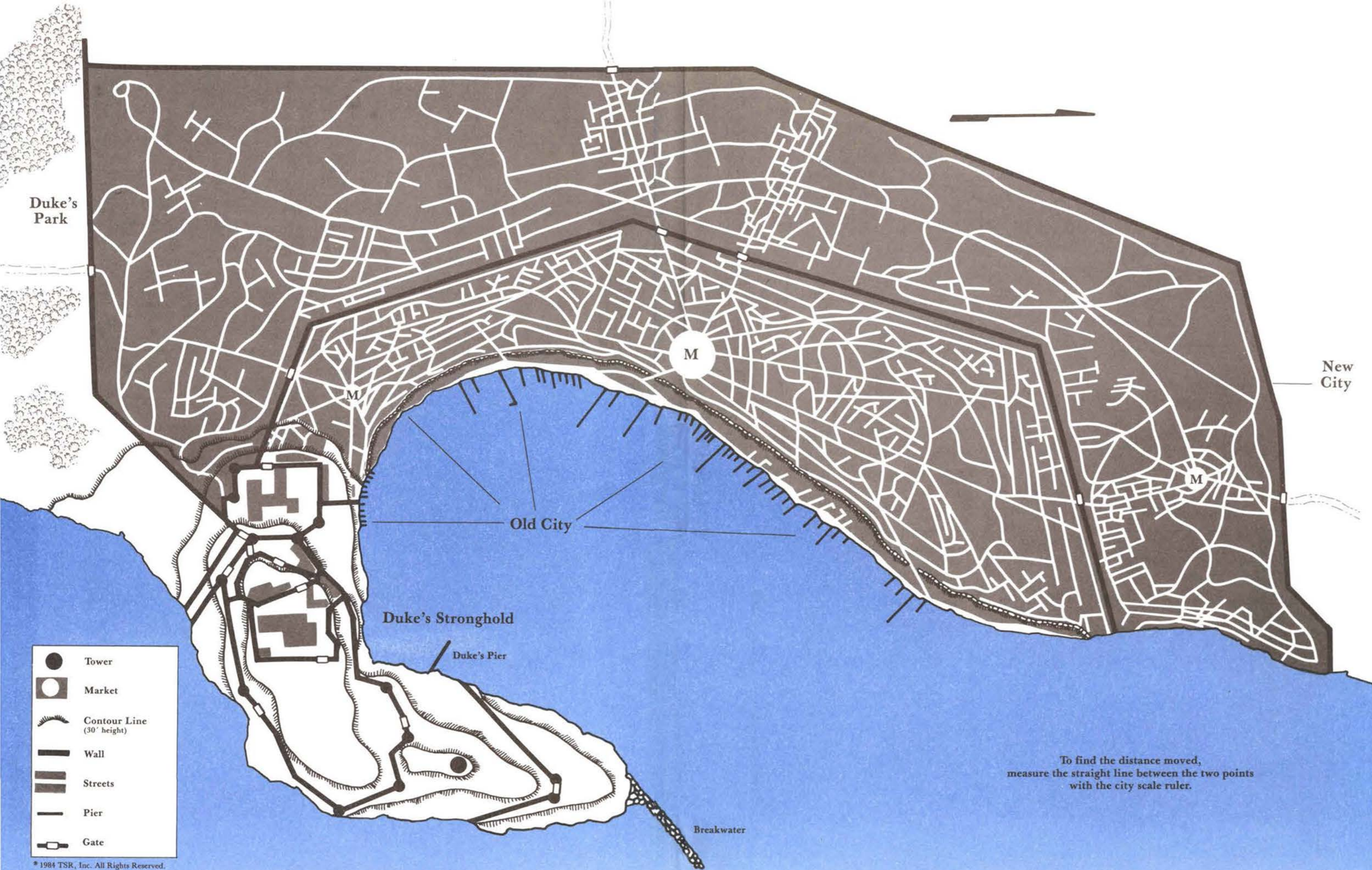
© 1984 TSR, Inc. All Rights Reserved.











Duke's Park








New City

Old City

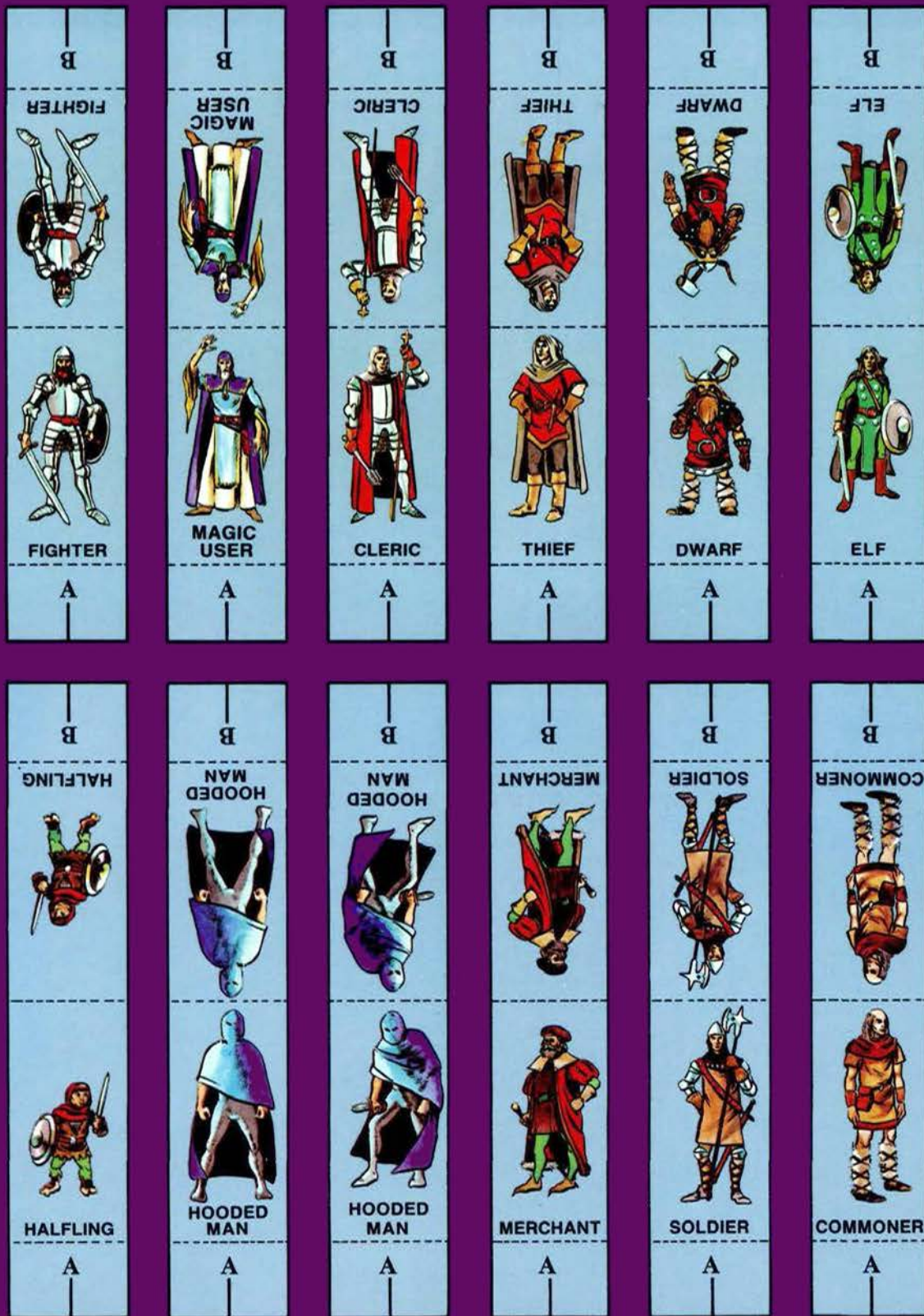
Duke's Stronghold

Duke's Pier

Breakwater

-  Tower
-  Market
-  Contour Line (30' height)
-  Wall
-  Streets
-  Pier
-  Gate

To find the distance moved, measure the straight line between the two points with the city scale ruler.



City Scale Ruler



## CHARACTER FIGURES

### How to Set Up Your Character Figures

1. Cut out the 12 character figures shown here.
2. Bend the figures at the dotted line.
3. Cut along the small slits in tabs A and B. Don't cut any further than the black line on the tab.
4. Fold along the tabs under the figure and push together tabs A & B at the slits.
5. If your figures don't stay standing, put a small piece of tape at the bottom of each figure where the tabs come together.



Basic Game Adventure

---

## The Veiled Society

by David Cook

---

The widow insists there are demons in her house. She hears them at night in her root cellar, and now they call out to her. But she is old and nervous and her mind often plays tricks on her.

\* \* \*

Two men, their heads fully sheathed in large, black hoods, dig quickly in the darkness of the cellar. The hole grows deeper as their shovels bite into the earth.

"This will teach those meddlers their place," laughs the tall, hefty figure.

"But it's too bad this was an accident," the shorter, slim figure says haltingly.

"But don't you see the advantage?" snapped the tall man. "They will fear us now. They will fear for their lives."

Grunting, they heave a sailcloth bundle into the hole. As it falls, a woman's hand dangles lifelessly from the folds.

Who is the woman? Why will her death trigger riots and unrest in the city of Specularum?

And the assassins: Are they Torenescu, Radu, or Vorloi? Or, curse of curses, the Veiled Society?

**This special game adventure provides a section of paper buildings and figures to cut out and use, giving you three dimensions to your game play!**

This module is for use with the DUNGEONS & DRAGONS® Basic Set, and cannot be played without the D&D Basic rules produced by TSR, Inc.

© 1984 TSR, Inc. All Right Reserved. Printed in U.S.A.

ISBN 0-88038-085-3  
394-53807-2TSR0600



TSR, Inc.  
POB 756  
Lake Geneva,  
WI 53147

TSR (UK) Ltd.  
The Mill, Rathmore Road  
Cambridge CB14AD  
United Kingdom