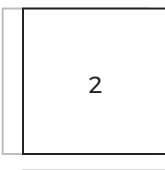
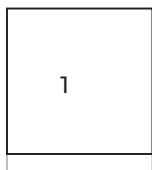
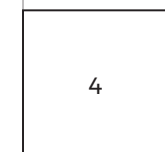
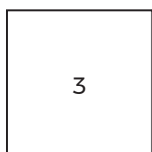


THE SECRET LABORATORY



How to Build:

1. Cut each section of the map by following the dotted lines
2. Tape or glue the sections to each other by using the tabs
3. Use the numbers to assemble the sections in order



Have questions or want to chat about Humblewood? Join Our Discord!

deckofmany.com/discord



1



2



3



