





**Printing: turn scaling OFF, have centering ON, set to GOOD or BEST setting, Use Matte Photo paper for best results.**



Skeleton Sword cavalry 01

50mm  
base


©2009 J. Hartman



Skeleton Sword cavalry 02

50mm  
base




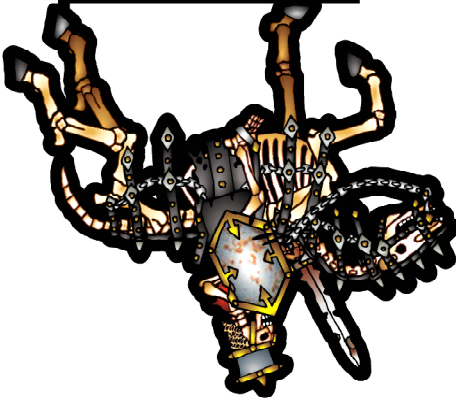
©2009 J. Hartman



Skeleton Sword cavalry 03

50mm  
base


©2009 J. Hartman



Skeleton Sword cavalry 04

50mm  
base


©2009 J. Hartman



Skeleton Sword cavalry 05

50mm  
base

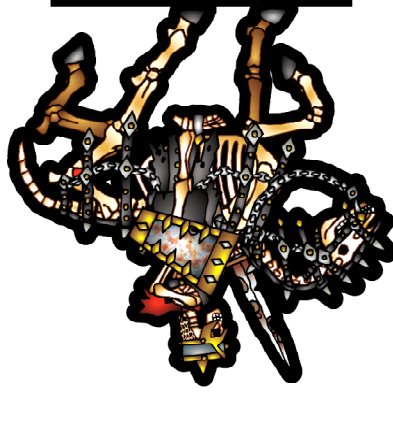
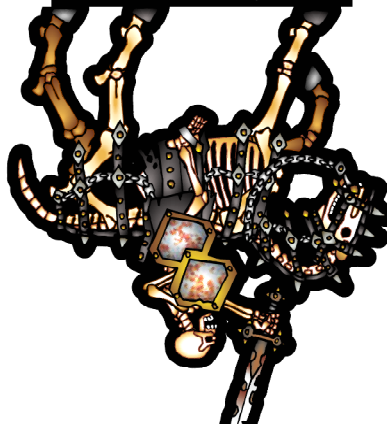
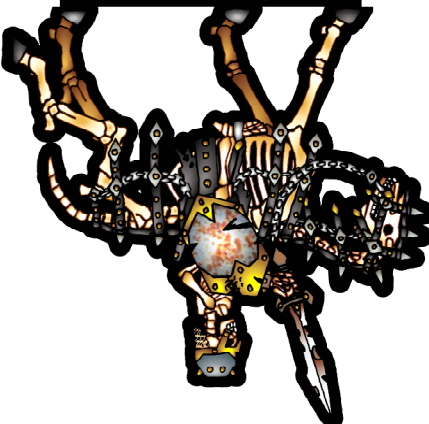
©2009 J. Hartman



Skeleton Sword cavalry 06

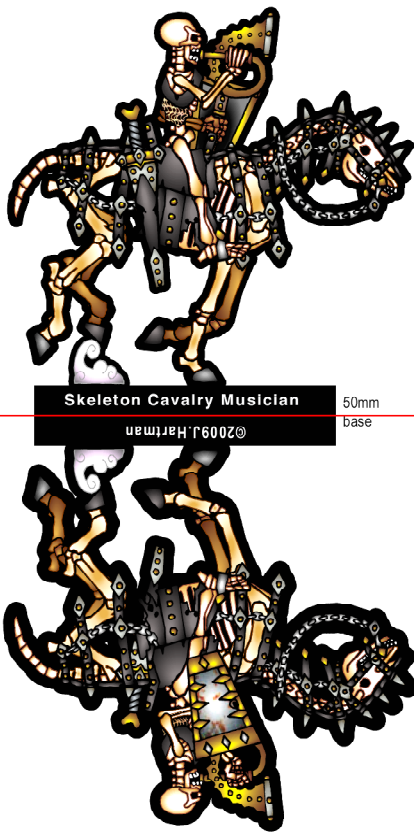
50mm  
base

©2009 J. Hartman





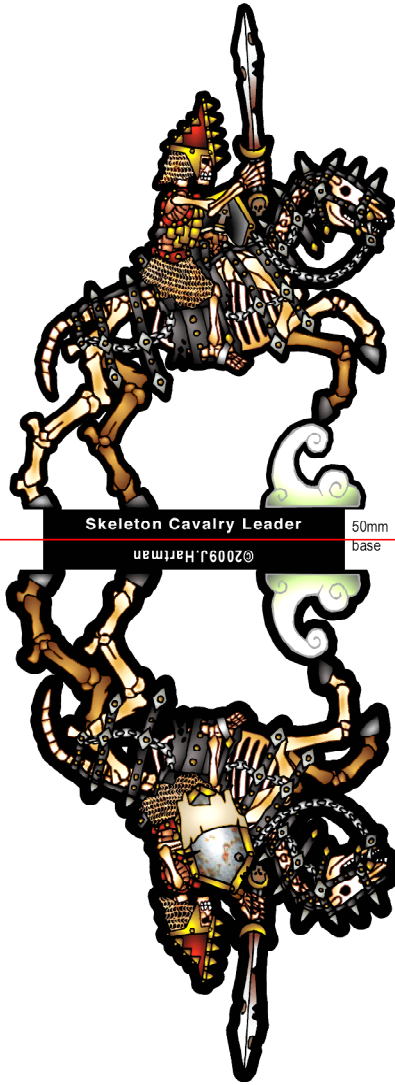
Printing: turn scaling OFF, have centering ON, set to GOOD or BEST setting, Use Matte Photo paper for best results.



Skeleton Cavalry Musician

50mm  
base

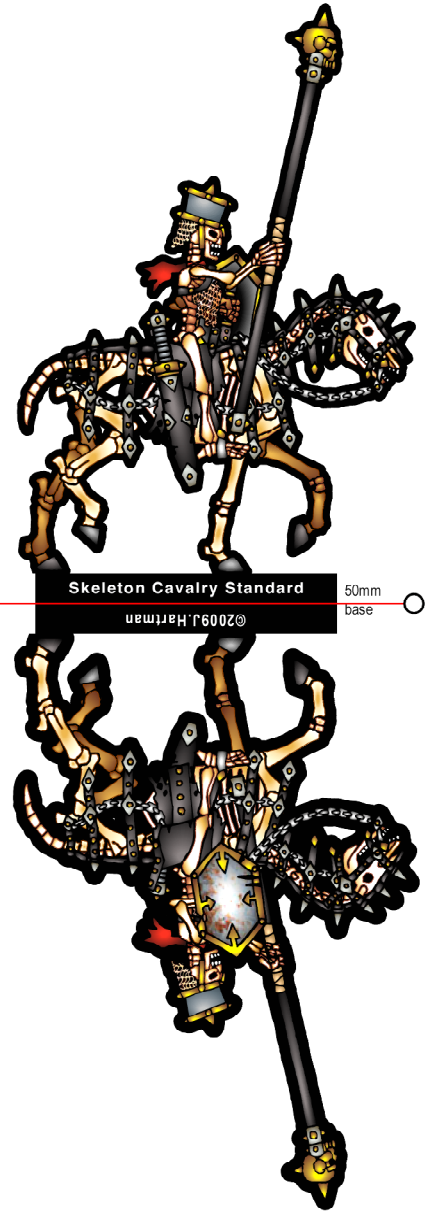
©2009 J. Hartman



Skeleton Cavalry Leader

50mm  
base

©2009 J. Hartman



Skeleton Cavalry Standard

50mm  
base

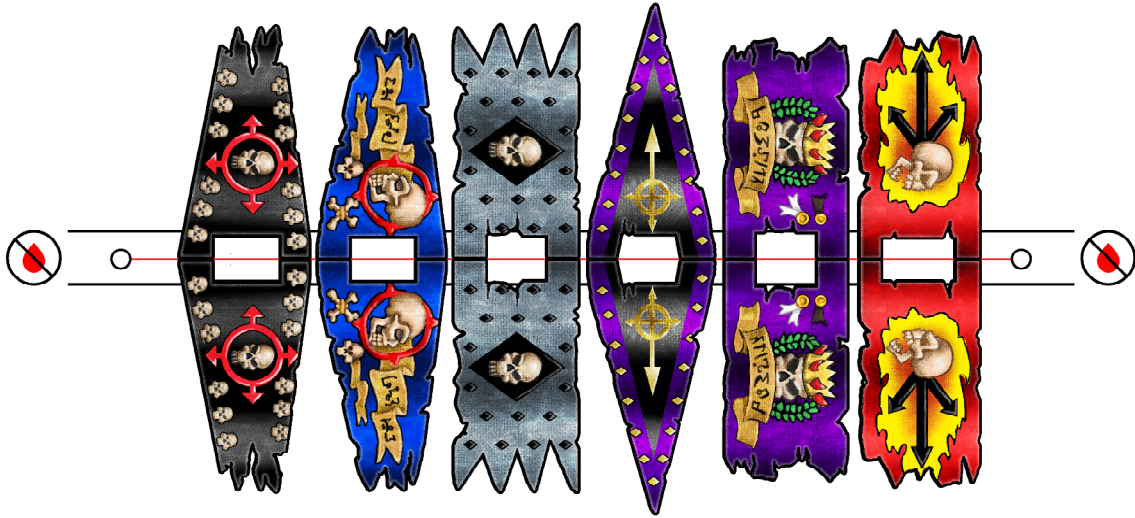
©2009 J. Hartman

Feed paper into cutter this way






Printing: turn scaling OFF, have centering ON, set to GOOD or BEST setting, Use THIN paper for best results.



Horizontal banners

Undead banner set, print to thin paper,  
score red line and fold. Glue banners but not the tabs.  
Glue each side of the banner tabs to the banner pole.

Vertical banners



Feed paper into cutter this way