

# Cardstock Minis: Set I

Timberwight



Obitu Vitomancer




Mogogol Knight




Oakling Reverent of Spring



Obitu Grim Reaper



Mogogol Zubbit



Entobian Caterpillar Zealot



Boggle Ninja



Boggle Demolisher




Entobian Lightseeker



## Instructions

Cut out all non-gray shapes on black outline. Do not cut black line between colored picture and silhouette. Fold in half on that line, then fold black half-circles up. Paste matching base on bottom, word-side-down. Enjoy your miniature!

# Cardstock Minis: Set II



Anumus  
Barbarian

Mahrog  
Shaman

Zif  
Assassin

Relluk  
Warrior

Taddol  
Sorcerer-  
Wizard

Anumus  
Pharaoh





Mahrog  
Savage

Zif  
Abolisher

Relluk  
Archeovitus

Taddol  
Battlewin

# Cardstock Minis: Set III



## Instructions

Cut out all non-gray shapes on black outline. Do not cut black line between colored picture and silhouette. Fold in half on that line, then fold black half-circles up. Paste matching base on bottom, word-side-down. Enjoy your miniature!